


TO UHP

MECHANICAL DIVISION

VALVES - ACCESSORIES - TUBING - ADAPTERS



TRANSFER OIL
Pure Fluid Attitude

When Transfer Oil introduced, a few years back, an all-new range of multispiral UHP hoses, that was undoubtedly a milestone in our history, as well as a well-received news for the market. We knew this would have been only the first step in the direction indicated by our ambitious plan, the vision to become a point of reference in the UHP industry, a partner capable to provide not only flexible high pressure hoses, but also all the complementary products that, as much as the hose, contributes to the good functioning of a UHP system.

It's because of this, that with great pride we announce our all new manufacturing division of steel parts for Ultra High Pressure.


In a completely renewed factory located in the same area where TransferOil has successfully manufactured flexible hoses for the past four decades, we have now established our UHP Mechanical Division where, through the contribution of state of the art equipment's such as CNC horizontal machining center, multi-axis milling machines and fully computerized 3D precision measuring instruments, we are manufacturing and assembling our extensive range of UHP valves, adapters, fittings and accessories all proudly made in Transfer Oil.

Our range is also completed by UHP Tubing and in this way making our product range wide enough to offer solutions for every UHP need in the industry.

In a nutshell, **Pure Fluid Attitude.**

General Index

- 2** General Index
- 4** Transfer Oil Independent since 1979
- 7** Milestones
- 10** **VALVES - CATALOGUE NUMBERING SYSTEM**
- 11** **ACCESSORIES - CATALOGUE NUMBERING SYSTEM**
- 12** **TUBING - CATALOGUE NUMBERING SYSTEM**
- 13** **BONNET - COMPOSITION DETAIL**
 - BD07000001A19
 - BD07000002A01
- 14** **BONNET - COMPOSITION DETAIL**
 - BD07000004A19
 - BD07000003A01
- 15** **15K SERIES**
 - DVDNA - Straight needle valve 15k psi (1034 bar)
 - DVDNB - Angle needle valve 15k psi (1034 bar)
 - DVDNC - Three way two pressure needle valve 15k psi (1034 bar)
 - DVDND - Three way one pressure needle valve 15k psi (1034 bar)
 - DBDNA - Straight ball valve 15k psi (1034 bar)
 - DADNG - Straight soft check valve 15k psi (1034 bar)
 - DADNH - Straight ball check valve 15k psi (1034 bar)
 - DADNI - Straight bulk head coupling 15k psi (1034 bar)
 - DADNA - Elbow coupling 15k psi (1034 bar)
 - DADNB - Tee coupling 15k psi (1034 bar)
 - DADNC - Cross coupling 15k psi (1034 bar)
 - DADNJ - Cap 15k psi (1034 bar)
 - DADNK - Plug 15k psi (1034 bar)
 - DADND - Union coupling 15k psi (1034 bar)
- 25** **20K SERIES**
 - DVEAA - Straight needle valve 20k psi (1379 bar)
 - DVEAB - Angle needle valve 20k psi (1034 bar)
 - DVEAC - Three way two pressure needle valve 20k psi (1379 bar)
 - DVEAD - Three way one pressure needle valve 20k psi (1379 bar)
 - DBEAA - Straight ball valve 20k psi (1379 bar)
 - DAEAG - Straight soft check valve 20k psi (1379 bar)
 - DAEAH - Straight ball check valve 20k psi (1379 bar)
 - DAEAI - Straight bulk head coupling 20k psi (1379 bar)
 - DAEAA - Elbow coupling 20k psi (1379 bar)
 - DAEAB - Tee coupling 20k psi (1379 bar)
 - DAEAC - Cross coupling 20k psi (1379 bar)
 - DAEAL - Antivibration Gland 20k psi (1379 bar)
 - DAEAE - Gland nut 20k psi (1379 bar)
 - DAEAF - Collar 20k psi (1379 bar)
 - DAEAJ - Cap 20k psi (1379 bar)
 - DAEAK - Plug 20k psi (1379 bar)
 - DAEAM - Nipple 20k psi (1379 bar)
 - DAEAD - Union coupling 20k psi (1379 bar)
- 37** **30K SERIES**
 - DVFBA - Straight needle valve 30k psi (2068 bar)
 - DVFBB - Angle needle valve 30k psi (2068 bar)
 - DVFBC - Three Way Two pressure needle valve 30k psi (2068 bar)
 - DVFBD - Three way one pressure 30k psi (2068 bar)
- 40** **60K SERIES**
 - DVHBA - Straight needle valve 60k psi (4137 bar)
 - DVHBB - Angle needle valve 60k psi (4137 bar)
 - DVHBC - Three Way Two pressure needle valve 60k psi (4137 bar)
 - DVHBD - Three way one pressure 60k psi (4137 bar)
 - DAHBG - Straight soft check valve 60k psi (4137 bar)
 - DAHBH - Straight ball check valve 60k psi (4137 bar)
 - DAHBI - Straight bulkhead coupling 60k psi (4137 bar)
 - DAHBA - Elbow coupling 60k psi (4137 bar)
 - DAHBB - Tee coupling 60k psi (4137 bar)
 - DAHBC - Cross coupling 60k psi (4137 bar)
 - DAHBL - Antivibration Gland 60k psi (4137 bar)
 - DAHBE - Gland nut 60k psi (4137 bar)
 - DAHBF - Collar 60k psi (4137 bar)
 - DAHBJ - Cap 60k psi (4137 bar)
 - DAHBK - Plug 60k psi (4137 bar)
- 48** **60K MP & HP NIPPLES**
 - DAHBM - Nipple 60k psi (4137 bar)
 - DAHBD - Union coupling 60k psi (4137 bar)
- 50** **20K - 60K MP AND HP TUBING**
 - DTE - MP and HP tubing
- 51** **TOOLS**
- 51** **ACCESSORIES THREADING**
- 52** **ACCESSORIES CONING**
- 53** **ACCESSORIES BENDING**
- 53** **ACCESSORIES RESEATING**
- 54** **SPARE PARTS BONNET**
 - BONNET VALVE Do42MM 17-4PH
 - BONNET VALVE D063MM 316/316L
 - BONNET VALVE D110MM 316/316L
 - BONNET VALVE D047MM 17-4PH
- ADAPTERS**
- 56** **ADAPTERS - CATALOGUE NUMBERING SYSTEM**
- 58** **MALE | MALE ADAPTERS VISUAL TABLE**
- 78** **MALE | FEMALE ADAPTERS VISUAL TABLE**
- 93** **FEMALE | FEMALE ADAPTERS VISUAL INDEX**
- 100** **PROOF TEST ADAPTERS VISUAL INDEX**
- 104** **GENERAL TERMS OF SALE**



Transfer Oil Independent since 1979

Transfer Oil is today one of the most representative manufacturing players in the high pressure thermoplastic hose industry,

The company was founded in 1979 not far from the city of Parma, in Italy, the UNESCO creative city of Gastronomy. Since its beginning, Transfer Oil produced reinforced thermoplastic hoses manufactured from the finest raw materials sourced from leading suppliers of premium engineering polymers and fibers. Transfer Oil products are the choice of the most significant distributors in our industry as well as renowned OEMs that can take great advantage of Transfer Oil direct product design capability, in house hose analysis and qualification.

With applications ranging from hydraulic systems, gas and fluid handling up to refrigeration and air conditioning, Transfer Oil products are used in several different industries.

Being qualified to assemble and proof test Ultra High Pressure products up to 6,000 bar / 90,000 psi, Transfer Oil is today the only independent hose manufacturer capable to offer to the market products covering virtually every pressure range that a thermoplastic hose can reach with the technology known today.

With a distinctive dedication for high technology, Transfer Oil products are manufactured in state of the art facilities where health and safety, environment and quality are taken to the highest level. In our newest manufacturing facility the energy produced through the solar panels installed on its roof is enough to cover about one fifth of the entire plant annual energy consumption.



Health & Safety is the first and most important product in our range, and it is not a coincidence that our products are trusted parts in very critical equipment. But safety is a top priority also in our plants where, for example, we introduced product manipulators eliminating heavy lifting operations for our people, allowing them to work in a safer, effortless and more ergonomic conditions.

Care for people and for the environment, an experienced team and an unrivalled range of products.

In a nutshell, Pure Fluid Attitude.

Transfer Oil is today a trendsetter in the





manufacture of innovative, reliable and top quality products ranging from medium to ultra-high pressure applications covering all industry sectors.

Over these years, Transfer Oil acquired a level of expertise and a proven track record that together with passion, insight and inspiration of its management, brought the company to the forefront of international markets.

Transfer Oil products are sold over 65 countries in five continents thanks to a network of highly qualified customers and direct sales through its assembling and logistic hubs in Singapore, Shanghai and Houston.

Transfer Oil response to an ever growing, complex and specialised market, was to create dedicated product segments individually focusing on product range capable of dealing with the needs of increasingly demanding fluid transfer applications.

TO HYDRAULIC

Hydraulic system solution - thermoplastic hose products and fittings designed and developed for markets like earth moving, marine, off-shore, agriculture and covering a wide variety of applications such as power steering, aerial platforms, rescue tools, cranes, fork lifts, pilot controls lines, waste disposal trucks, truck's lifting platforms, lubrication systems, mining, All supported by relevant and stringent international certifications.

TO INDUSTRIAL

Fluid handling solution - thermoplastic and PTFE hose products and fittings designed and developed for markets like pharmaceutical, petrochemical, water and water treatment, chemical, food & beverages and covering a wide variety of applications such as sewer cleaning, injection

moulding, paint spray, CNG transfer (CSA approved product and assembler) air breathing, air cylinder filling, beverage dispensing, indoor fogging and spraying. All supported by relevant and stringent international certifications.

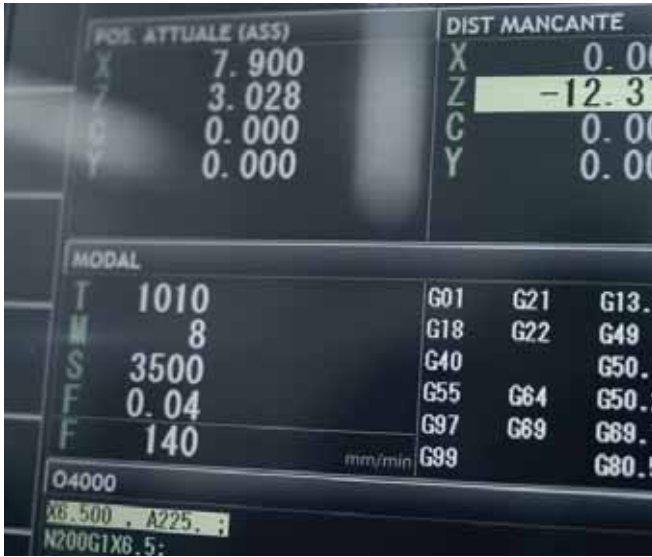

TO UHP

Ultra High Pressure fluid handling solution – multispiral thermoplastic hose products and fittings designed and developed for applications ranging from 700 bar/10000 psi to 4000 bar/58000 psi and complying to the colour coding guideline set by the WJTA association. This state of the art product find its main application where extreme pressure is a must such as waterjet cutting, tube and pipe cleaning, surface preparation and paint removal, hydro demolition and waterblasting.

TO MECHANICAL DIVISION

Transfer Oil has now established its UHP mechanical division with state of the art equipment such as CNC horizontal machining center, multi-axis milling machines, and fully computerized 3D precision measuring instruments. All key elements for manufacturing and assembling the extensive range of quality UHP valves, adapters, fittings and accessories from 15,000 psi to 60,000 psi. With this capability, also complimented by the UHP tubing and threading tools, Transfer Oil has the ability to offer solutions for every UHP need in the industry.

In a nutshell, Pure Fluid Attitude.



Milestones

— 1979

Ferdinando Ferrari founded Transfer Oil as a thermoplastic hose manufacturer for the hydraulics industry. In under two years, TO had expanded within Europe and began exporting,

— 1984

Beginning cleaning-industry hose designs was a great growth opportunity. Additionally, within 6 years we introduced to production the first thermoplastic-hose system replacing copper tubes,

— 1992

As demand increased we started expanding our manufacturing grounds. TO production site quickly expanded to 16,000 sqm,

— 2003

TO introduced ecology hoses for sewer-cleaning applications as well as a revolutionary-bonding system increasing the lifetime of a hose. TO then launched the hydraulic and Industrial divisions. Within 4 years we were selling to over 55 countries on 5 continents,

— 2008

Hydraulic and industrial divisions reached 280 hose products grouped into 50 families,

— 2011

Transfer Oil's products are sold in over 65 countries in 5 Continents,

— 2012

Saw the construction of a new 5,000 m² (16,700 sq ft) annexed plant. On the roof is installed a photovoltaic /solar system capable of generating one-fifth of the factory's annual power demand,

— 2013

TO launched the UHP division, a range of thermoplastic multi-spiral hoses for ultra high pressure applications. Then gained ISO14001 environmental management certification,

— 2015

TO Occupational Health and Safety Management System obtained OHSAS 18001 certification,

— 2016

TO proudly established Transfer Oil Asia Pte, Ltd, in Singapore, and released our Smart Factory 2017 project within our logistics division,

— 2017


The new UHP Mechanical division has become reality. Through the reorganization of part of our factory TO established the new UHP mechanical division with up-to-date equipment such as CNC horizontal machining center, multi-axis milling machines, and fully computerized 3D precision measuring instruments,

— 2018

Saw the opening of two new subsidiaries: Transfer Oil Fluid Tech (SHANGHAI) CO, LTD, in China, and Transfer Oil, Inc. based in Houston (TEXAS) in USA.

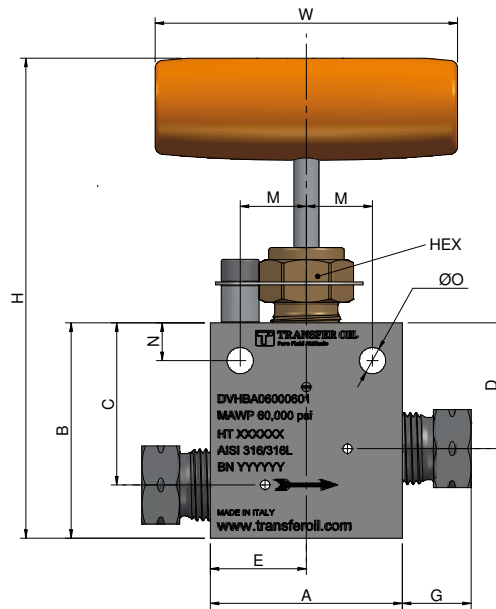
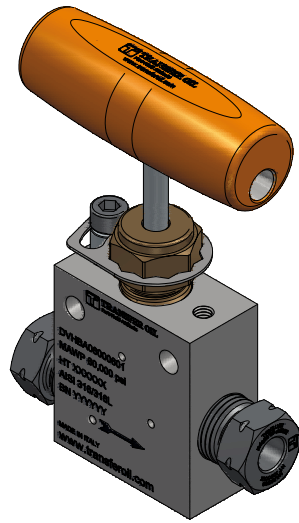


Transfer Oil's innovative spirit, vision and passion has taken it to the forefront as a major thermoplastic hose manufacturer. That same spirit, innovation and passion was responsible for the development of the HELIX™ line of UHP range and again to the development of the UHP MECHANICAL Division.



Constant innovation, efficient processes, the careful choice of raw material, large investment in research and conforming to the most important regulations led Transfer Oil to achieve the highest quality and competence as required by the most important companies in the Oil & Gas industry.

VALVES - CATALOGUE NUMBERING SYSTEM



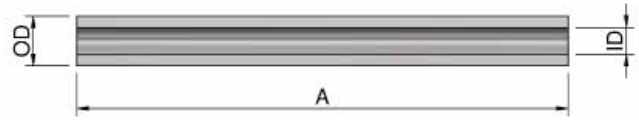
D V H B A 0 6 0 0 0 6 0 1

DV	H	BA	06	06	01
PRODUCT FAMILY	PSI	TYPE	SIZE 1	SIZE 2	MATERIAL
DV Needle Valves	C 10,000 psi	00 Not applicable	02 1/8"	00 NA	01 Stainless Steel 316/316L
DB Ball Valves	D 15,000 psi	AA 2-way straight MP	04 1/4"	02 1/8"	05 Stainless Steel AISI/ASTM 316
	E 20,000 psi	AB 2-way angle MP	06 3/8"	04 1/4"	06 Stainless Steel AISI/ASTM 316L
	F 30,000 psi	AC 3-way / 2 one pressure MP	08 1/2"	06 3/8"	07 Stainless Steel AISI/ASTM 316Ti
	G 40,000 psi	AD 3-way / 1 one pressure MP	09 9/16"	09 1/2"	16 Duplex A182 F51
	H 60,000 psi	BA 2-way straight HP	12 3/4"	09 9/16"	17 Superduplex A182 F53
		BB 2-way angle HP	16 1"	12 3/4"	18 Superduplex A182 F55
		BC 3-way / 2 one pressure HP		16 1"	20 Monel ASTM A370 Monel 400
		BD 3-way / 1 one pressure HP			21 Monel K500
		NA 2-way straight NPT-F			22 Hastelloy C276
		NB 2-way angle NPT-F			23 Inconel 625
		NC 3-way / 2 one pressure NPT-F			24 Incoloy 825
		ND 3-way / 1 one pressure NPT-F			

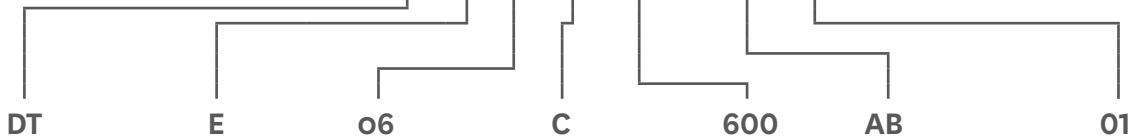
Catalogue Numbering System is used to compose Transfer Oil Part Number.

To simplify reference to an existing part no. the table below has been provided to identify unambiguously the part no. required. If you do not find a specific part no. or you need a customized one, please contact our Sales Team.

TUBING - CATALOGUE NUMBERING SYSTEM



D T E 0 6 C 6 0 0 A B 0 1



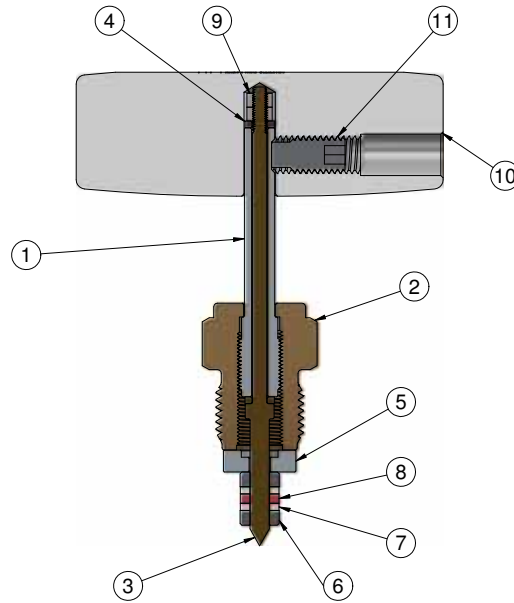
PRODUCT FAMILY	PSI	OD SIZE	WALL THICKNESS	LENGTH	MARKING	MATERIAL
DT Inch Tube	D 15,000 PSI	04 1/4"	A 0,070" (1,78 mm)	100 1 m	AB T Oil	01 Stainless Steel 316/316L
DM Metric Tube	E 20,000 PSI	05 5/16"	B 0,083" (2,11 mm)	200 2 m		07 Stainless Steel AISI/ASTM 316Ti
	H 60,000 PSI	06 3/8"	C 0,086" (2,18 mm)	300 3 m		16 Duplex A182 F51
	I 100,000 PSI	09 1/2"	D 0,187" (4,78 mm)	400 4 m		17 Superduplex A182 F53
	J 150,000 PSI	09 9/16"	E 0,125" (3,18 mm)	600 6 m		18 Superduplex A182 F55
		12 3/4"	F 0,156" (3,96 mm)	900 9 m		20 Monel ASTM A370 Monel 400
		16 1"	G 0,219" (5,56 mm)	A00 10 m		21 Monel K500
			H 0,101" (2,57 mm)	C00 12 m		22 Hastelloy C276
			I 0,117" (2,97 mm)			23 Inconel 625
			L 0,049" (1,24 mm)			24 Incoloy 825

BONNET - COMPOSITION DETAIL

Applications for pressure: 60,000 psi (4137 bar)

BDo7000001A19

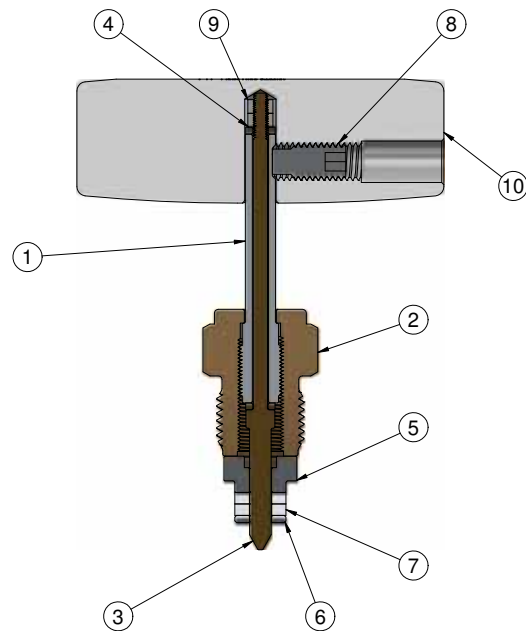
Item	Component	Material
1	Stem actuator	AISI 316/316L
2	Bonnet body	CuAl11Fe6Ni6
3	Trim	ASTM 17-4PH
4	Bush	ASTM 17-4PH
5	Thrust bush	ASTM 17-4PH
6	Thrust bush	ASTM 17-4PH
7	Packing	Nylon
8	Gasket	Leather
9	Nut	A4 - AISI 316
10	Handle	Coating aluminium RAL 2008
11	Handle screw	A4 - AISI 316



Applications for pressure: 15,000 psi (1034 bar) / 20,000 psi (1379 bar)

BDo7000002A01

Item	Component	Material
1	Stem actuator	AISI 316/316L
2	Bonnet body	CuAl11Fe6Ni6
3	Trim	AISI 316/316L
4	Bush	ASTM 17-4PH
5	Thrust bush	AISI 316/316L
6	Thrust bush	AISI 316/316L
7	Packing	GLASS FILLED PTFE
8	Handle screw	A4 - AISI 316
9	Nut	A4 - AISI 316
10	Handle	Coating aluminium RAL 2008

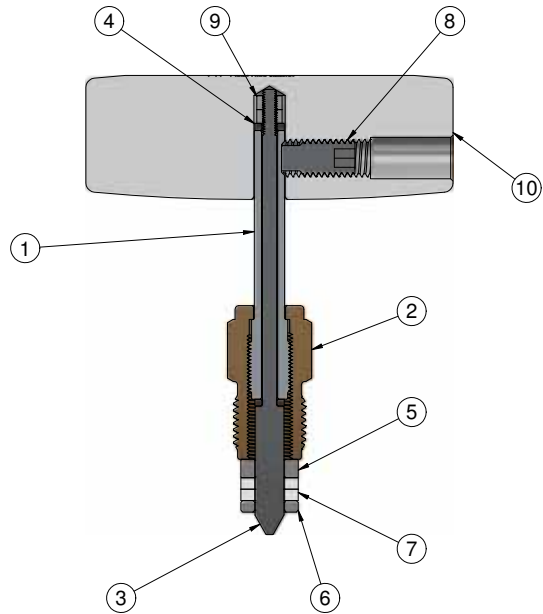


BONNET - COMPOSITION DETAIL

Applications for pressure: 15,000 psi (1034 bar) / 20,000 psi (1379 bar)

BDo7000004A19

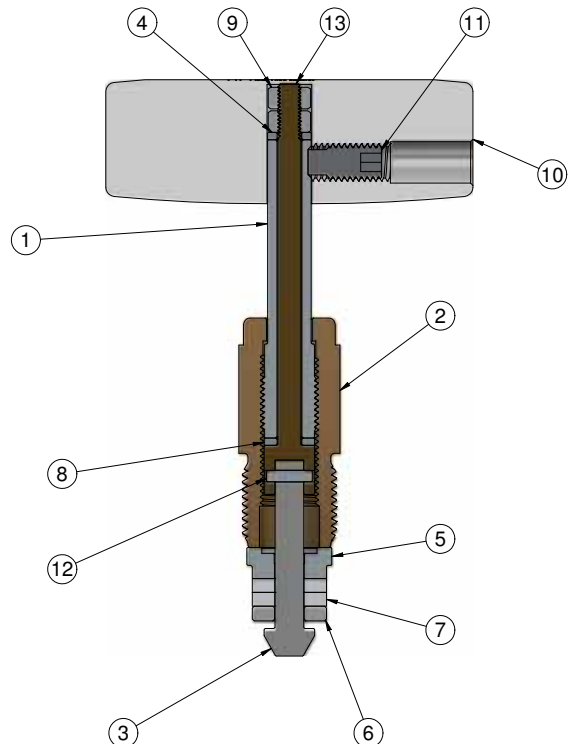
Item	Component	Material
1	Stem actuator	AISI 316/316L
2	Bonnet body	CuAl11Fe6Ni6
3	Trim	ASTM 17-4PH
4	Bush	ASTM 17-4PH
5	Thrust bush	AISI 316/316L
6	Thrust bush	AISI 316/316L
7	Packing	GLASS FILLED PTFE
8	Handle screw	A4 - AISI 316
9	Nut	A4 - AISI 316
10	Handle	Coating aluminium RAL 2008



Applications for pressure: 30,000 psi (2068 bar)

BDo7000003A01

Item	Component	Material
1	Stem actuator	AISI 316/316L
2	Bonnet body	CuAl11Fe6Ni6
3	Trim	AISI 316/316L
4	Bush	ASTM 17-4PH
5	Thrust bush	AISI 316/316L
6	Thrust bush	AISI 316/316L
7	Packing	GLASS FILLED PTFE
8	Bush	ASTM 17-4PH
9	Nut	A4 - AISI 316
10	Handle	Coating aluminium RAL 2008
11	Handle screw	A4 - AISI 316
12	Pin	A2 - AISI 304
13	Trim Holder	AISI 316/316L



15k SERIES

Needle valves and accessories

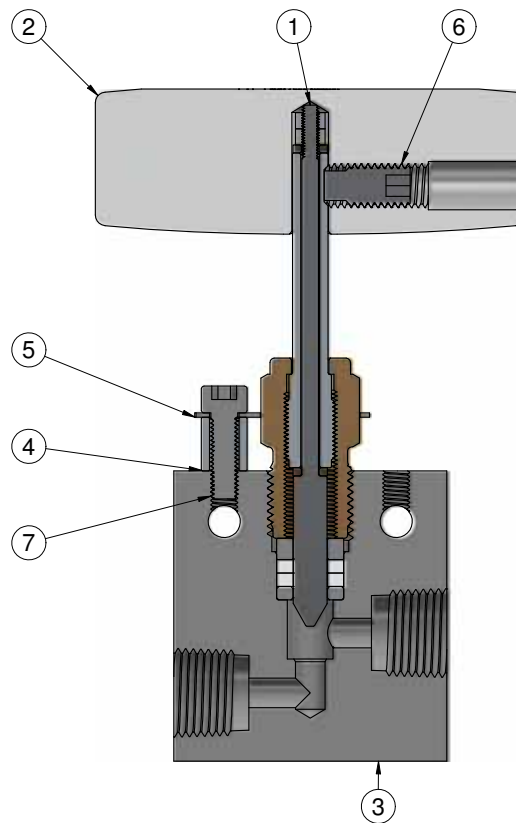
Up to 15,000 psi (1034 bar)

Low Pressure Valves

Low Pressure Needle Valves are available in applications such as the chemical/petrochemical, water-blast, water-jet, research, and oil and gas industries. The Transfer Oil valve line utilizes a NPT-F connection design providing a leak tight reliable connection for gas and liquid service. These valves are complemented by a complete line of fittings, tubing and accessories

Features

- Pressure: 15,000 psi (1034 bar)
- Connections from 1/4" to 1" NPT threads
- Non-rotating stem and bar stock body design
- Metal-to-metal sealing achieve ideal shutoff, longer stem/seat service lifetime for abrasive flow
- Excellent corrosion resistance and greater durability for repeated on/off cycles
- RPTFE standard packing material
- Packing RPTFE can be operated from -100°F (-73°C) to + 600°F (316°C)
- The locking device of packing gland is reliable
- 3.1 (UNI EN 10204) certificate included
- Standard body material AISI 316/316L



15k

needle valve

ball valve

accessories

20k

30k

60k

TUBING

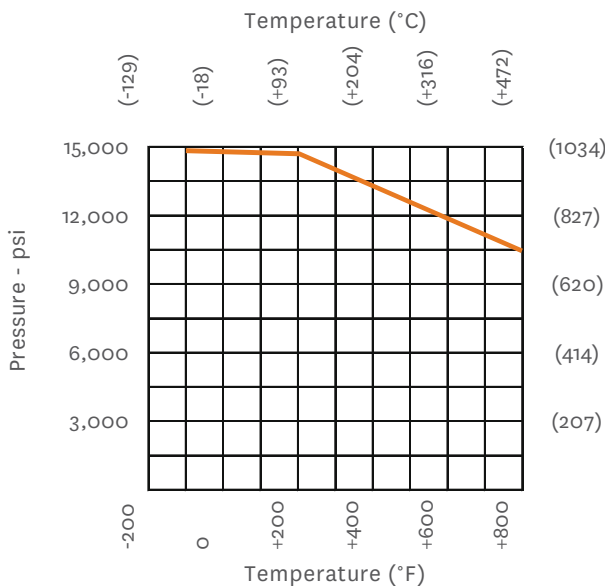
TOOLS

SPARE PARTS

ADAPTERS

PROOF TEST ADAPTERS

Pressure / Temperature Curve



Standard Material of Constructions

Item	Component	Material
1	Bonnet	See page 13
2	Handle	Coating aluminium RAL 2008
3	Valve body	AISI 316/316L
4	Spacer	AISI 316/316L
5	Locking device	AISI 316/316L
6	Handle screw	A4 - AISI 316
7	Screw	A4 - AISI 316

15k NEEDLE VALVES

15k

needle valve

ball valve

accessories

20k

30k

60k

TUBING

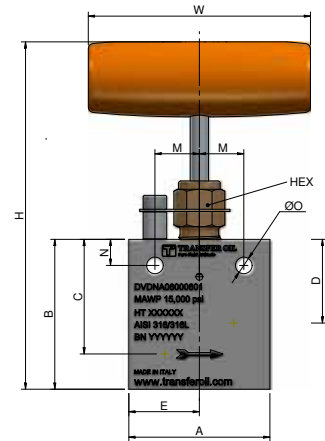
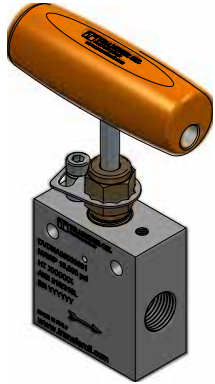
TOOLS

SPARE PARTS

ADAPTERS

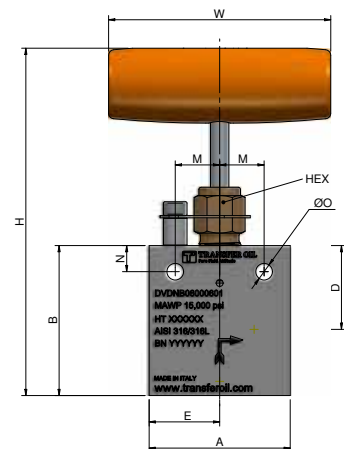
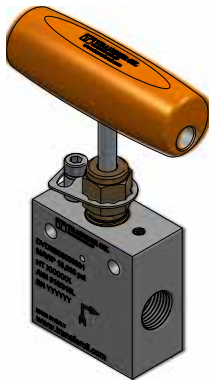
PROOF TEST ADAPTERS

Two ways needle valve
Up to 15,000 psi (1034 bar)



DVDNA - Straight needle valve 15k psi (1034 bar)

Part No	Connection	UM	H	W	A	B	C	D	E	G	M	N	ØO	HEX	Ø Orifice	Thickness	Weight
DVDNA04000401	1/4" NPT	mm	122	80,0	50,8	50,8	41,3	30,2	25,4	-	16	9,4	6	15,87	5,50	19,05	520 g
		in.	4.81	3.15	2.00	2.00	1.63	1.19	1.00	-	0.63	0.37	0.24	5/8"	0.22	0.75	1.14 lb
DVDNA06000601	3/8" NPT	mm	125	80,0	50,8	54,0	41,3	30,2	25,4	-	16	9,4	6	15,87	5,50	25,4	670 g
		in.	4.93	3.15	2.00	2.13	1.63	1.19	1.00	-	0.63	0.37	0.24	5/8"	0.22	1.00	1.47 lb
DVDNA08000801	1/2" NPT	mm	162	80,0	63,5	74,0	57,3	41,4	31,7	-	17,5	9,4	9	22	8,00	31,8	1300 g
		in.	6.38	3.15	2.50	2.92	2.26	1.63	1.25	-	0.69	0.37	0.35	0.87	0.32	1.25	2.86 lb

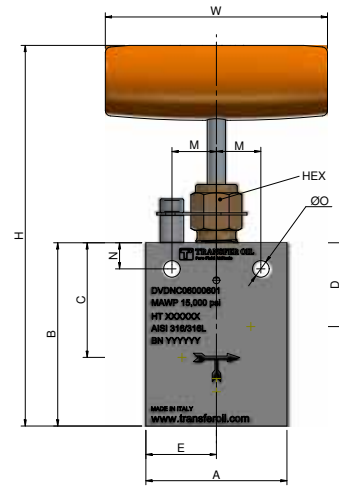
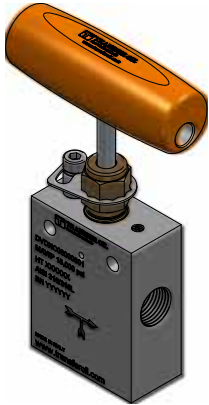


DVDNB - Angle needle valve 15k psi (1034 bar)

Part No	Connection	UM	H	W	A	B	C	D	E	G	M	N	ØO	HEX	Ø Orifice	Thickness	Weight
DVDNB04000401	1/4" NPT	mm	125	80,0	50,8	54,0	-	30,2	25,4	-	16	9,4	6	15,87	5,50	19,05	550 g
		in.	4.93	3.15	2.00	2.13	-	1.19	1.00	-	0.63	0.37	0.236	5/8"	0.22	0.75	1.21 lb
DVDNB06000601	3/8" NPT	mm	125	80,0	50,8	54,0	-	30,2	25,4	-	16	9,4	6	15,87	5,50	25,4	670 g
		in.	4.93	3.15	2.00	2.13	-	1.19	1.00	-	0.63	0.37	0.236	5/8"	0.22	1.00	1.47 lb
DVDNB08000801	1/2" NPT	mm	162	80,0	63,5	74,0	-	41,4	31,7	-	17,5	9,4	9	22	8,00	31,8	1320 g
		in.	6.38	3.15	2.50	2.92	-	1.63	1.25	-	0.69	0.37	0.355	0.867	0.32	1.25	2.9 lb

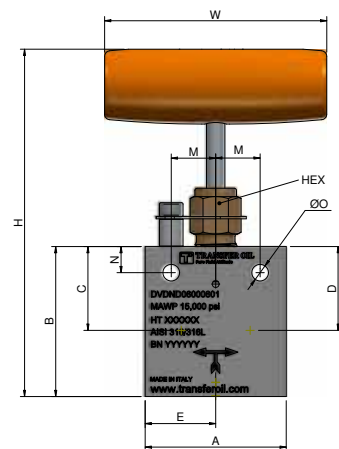
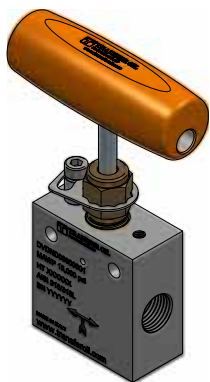
15k NEEDLE VALVES

Three way needle valve
Up to 15,000 psi (1034 bar)



DVDNC - Three way two pressure needle valve 15k psi (1034 bar)

Part No	Connection	UM	H	W	A	B	C	D	E	G	M	N	ØO	HEX	Ø Orifice	Thickness	Weight
DVDNC04000401	1/4" NPT	mm	137	80,0	50,8	66,0	41,3	30,2	25,4	-	16	9,4	6	15,875	5,50	19,05	620 g
		in.	5.40	3.15	2.00	2.60	1.63	1.19	1.00	-	0.63	0.37	0.236	5/8"	0.22	0.75	1.36 lb
DVDNC06000601	3/8" NPT	mm	137	80,0	50,8	66,0	41,3	30,2	25,4	-	16	9,4	6	15,875	5,50	25,4	770 g
		in.	5.40	3.15	2.00	2.60	1.63	1.19	1.00	-	0.63	0.37	0.236	5/8"	0.22	1.00	1.69 lb
DVDNC08000801	1/2" NPT	mm	174	80,0	63,5	85,7	57,3	41,4	31,7	-	17,5	9,4	9	22	8,00	31,8	1450 g
		in.	6.86	3.15	2.50	3.38	2.26	1.63	1.25	-	0.69	0.37	0.355	0.867	0.32	1.25	3.19 lb



DVDND - Three way one pressure needle valve 15k psi (1034 bar)

Part No	Connection	UM	H	W	A	B	C	D	E	G	M	N	ØO	HEX	Ø Orifice	Thickness	Weight
DVDND04000401	1/4" NPT	mm	125	80,0	50,8	54,0	30,2	30,2	25,4	-	16	9,4	6	15,875	5,50	19,05	540 g
		in.	4.93	3.15	2,00	2,13	1,19	1,19	1,00	-	0,63	0,37	0,24	5/8"	0,22	0,75	1,19 lb
DVDND06000601	3/8" NPT	mm	125	80,0	50,8	54,0	30,2	30,2	25,4	-	16	9,4	6	15,875	5,50	25,4	650 g
		in.	4.93	3.15	2,00	2,13	1,19	1,19	1,00	-	0,63	0,37	0,24	5/8"	0,22	1,00	1,43 lb
DVDND08000801	1/2" NPT	mm	162	80,0	63,5	74,0	41,4	41,4	31,7	-	17,5	9,4	9	22	8,00	31,8	1270 g
		in.	6,38	3,15	2,50	2,92	1,63	1,63	1,25	-	0,69	0,37	0,36	0,87	0,32	1,25	2,79 lb

15k
needle
valve

ball
valve

accessories

20k

30k

60k

TUBING

TOOLS

SPARE
PARTS

ADAPTERS

PROOF TEST
ADAPTERS

15k BALL VALVES

15k

needle valve

ball valve

accessories

20k

30k

60k

TUBING

TOOLS

SPARE PARTS

ADAPTERS

PROOF TEST ADAPTERS

Ball valves and accessories

Up to 15,000 psi (1034 bar)

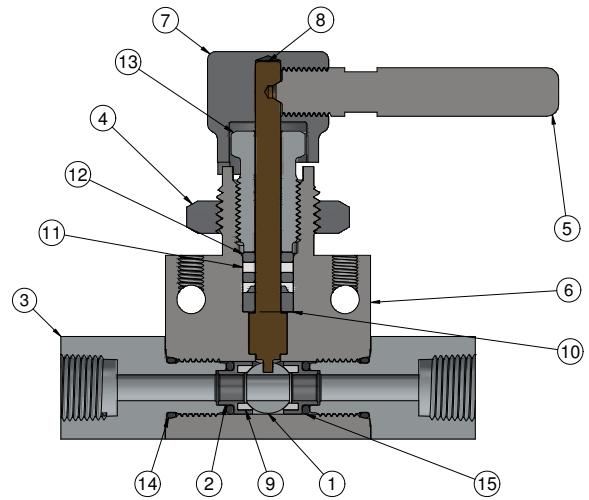
Low Pressure Valves

The Low Pressure ball valves are designed to provide high performance in process plants, are available in many variants that differ in size, connections and materials employed.

The design of this valves are compact to facilitate their integration within existing plants and the use of materials with high resistance to corrosion, abrasion and vibration, considerably extends their productive life.

Features

- Floating Ball Valve
- Pressure: 15,000 psi (1034 bar)
- Connections from 1/4" to 1" NPT threads
- Two way configuration
- PEEK seats offer excellent resistance to chemicals and wear/abrasion.
- Full bore flow to minimizes pressure drop
- Excellent corrosion resistance and greater durability for repeatd on/of cycles
- Panel mounting
- Stem packing RPTFE glass filled teflon
- 3.1 (UNI EN 10204) certificate included
- Standard body material AISI 316/316L



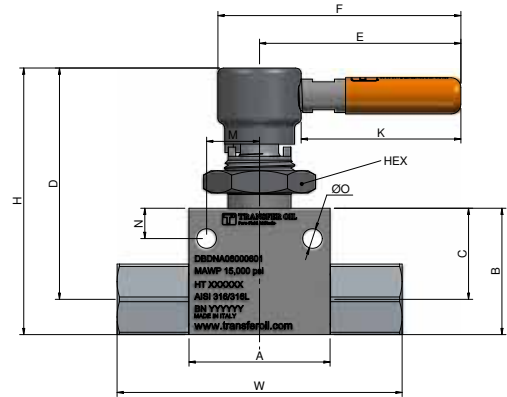
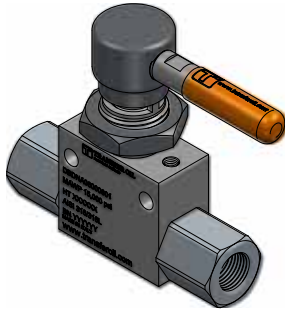
Standard Material of Constructions

Item	Component	Material
1	Ball	AISI 316/316L
2	Seat support	AISI 316/316L
3	Seat gland	AISI 316/316L
4	Nut	AISI 316/316L
5	Handle	AISI 316/316L
6	Valve body	AISI 316/316L
7	Handle body	AISI 316/316L
8	Stem	17-4PH

Item	Component	Material
9	Seat	PEEK
10	Thrust bush	AISI 316/316L
11	Packing	Glass Filled - PTFE
12	Thrust bush	AISI 316/316L
13	Bonnet body	AISI 316/316L
14	Sealing ring	VITON
15	Sealing ring	VITON

15k BALL VALVES

Straight ball valve
Up to 15,000 psi (1034 bar)



DBDNA - Straight ball valve 15k psi (1034 bar)

Part No	Connection	UM	H	W	A	B	C	D	E	F	G	K	M	N	ØO	HEX	Ø Orifice	Thickness	Weight
DBDNA04000401	1/4" NPT	mm	96,0	102,7	50,8	45,5	12,7	83,3	72,0	87	-	57,0	19,1	10,9	7,1	34,9	6,4	25,4	820 g
		in.	3.78	4.05	2.00	1.79	0.50	3.28	2.84	3.43	-	2.25	0.75	0.43	0.28	1" 3/8	0.25	1.00	1.80 lb
DBDNA06000601	3/8" NPT	mm	96,0	102,7	50,8	45,5	12,7	83,3	72,0	87	-	57,0	19,1	10,9	7,1	34,9	6,4	25,4	910 g
		in.	3.78	4.05	2.00	1.79	0.50	3.28	2.84	3.43	-	2.25	0.75	0.43	0.28	1" 3/8	0.25	1.00	2.00 lb
DBDNA08000801	1/2" NPT	mm	104	137,1	76,2	53,5	17,5	86,5	112	127	-	97,0	19,1	10,9	7,1	34,9	9,5	34,9	1770 g
		in.	4.10	5.40	3.00	2.11	0.69	3.41	4.41	5.00	-	3.82	0.75	0.43	0.28	1" 3/8	0.37	1.38	3.89 lb

15k

needle valve

ball valve

accessories

20k

30k

60k

TUBING

TOOLS

SPARE PARTS

ADAPTERS

PROOF TEST ADAPTERS

15k O-RING CHECK VALVES

15k

needle valve

ball valve

accessories

20k

30k

60k

TUBING

TOOLS

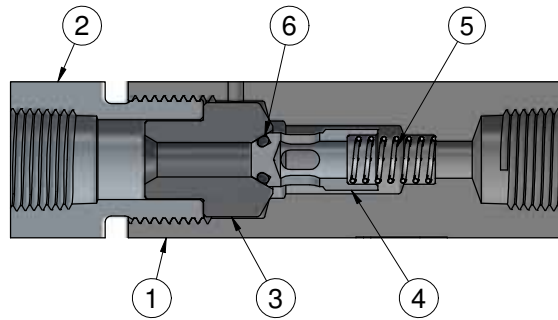
SPARE PARTS

ADAPTERS

PROOF TEST ADAPTERS

Stainless steel soft check valve Up to 15,000 psi (1034 bar)

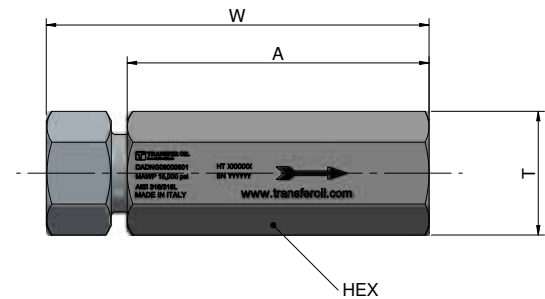
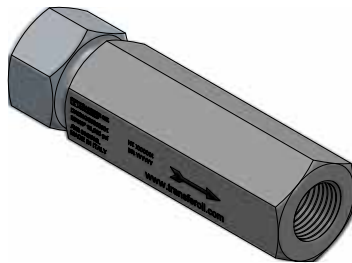
Low pressure check valves are designed for liquid and gas flow control in chemical, industrial and oil & gas fields. Provides unidirectional flow and tight shut-off for liquids and gas with high reliability.



Features

- Pressure: 15,000 psi (1034 bar)
- Tubing size 1/4", 3/8", 1/2"
- Resilient O-ring seat design for noise-free closing leakage free (NBR 90 Sh A)
- Working temperature: +5°F(-15°C) / +356°F(180°C)
- Standard cracking pressure: 20 psi (1.38 bar) ±30 %
- 3.1 (UNI EN 10204) certificate included
- Standard material AISI 316/316L

Item	Component	Material
1	Body	AISI 316/316L
2	Gland check	AISI 316/316L
3	Seat	AISI 316/316L
4	Poppet	AISI 316/316L
5	Spring	AISI 316
6	O-ring	NBR 90 Sh A



DADNG - Straight soft check valve 15k psi (1034 bar)

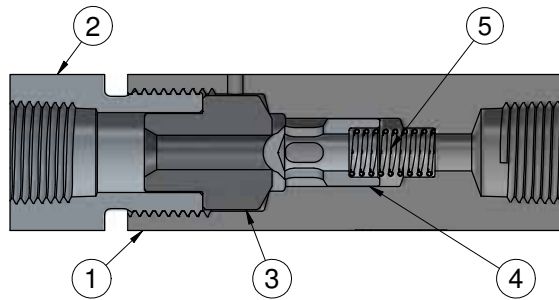
Part No	Connection	UM	W	A	G	HEX	Ø Orifice	Thickness	Weight
DADNG04000401	1/4" NPT	mm	79	60,4	-	22,275	3,2	25,7	230 g
		in.	3.11	2.38	-	7/8"	0.13	1.01	0.51 lb
DADNG06000601	3/8" NPT	mm	90,5	71,5	-	25,4	5,6	29,3	330 g
		in.	3.57	2.82	-	1"	0.22	1.15	0.73 lb
DADNG08000801	1/2" NPT	mm	106,8	82,5	-	30,16	8	34,8	550 g
		in.	4.21	3.25	-	1 3/16	0.32	1.37	1.21 lb

15k BALL CHECK VALVES

Stainless steel ball check valve

Up to 15,000 psi (1034 bar)

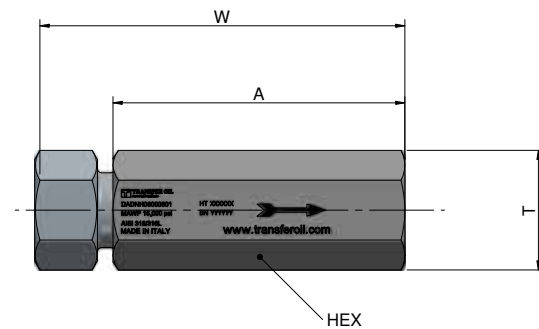
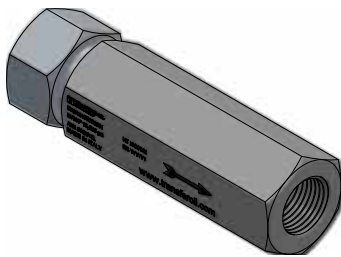
Low pressure check valves are designed for liquid and gas flow control in chemical, industrial and oil & gas fields. Provides unidirectional flow and tight shut-off for liquids and gas with high reliability. All ball check valves have a long endurance and may also be employed with high temperatures.



Features

- Pressure: 15,000 psi (1034 bar)
- Tubing size 1/4", 3/8", 1/2"
- Ball and poppet integral design
- Working temperature: -100°F(-73°C) / +600°F(+315°C)
- Standard cracking pressure: 20 psi (1.38 bar) ±30 %
- 3.1 (UNI EN 10204) certificate included
- Standard material AISI 316/316L

Item	Component	Material
1	Body	AISI 316/316L
2	Gland check	AISI 316/316L
3	Seat	AISI 316/316L
4	Poppet	AISI 316/316L
5	Spring	AISI 316



DADNH - Straight ball check valve 15k psi (1034 bar)

Part No	Connection	UM	W	A	G	HEX	Ø Orifice	Thickness	Weight
DADNH04000401	1/4" NPT	mm	79	60,4	-	22,275	3,2	25,7	230 g
		in.	3.11	2.38	-	7/8"	0.13	1.01	0,51 lb
DADNH06000601	3/8" NPT	mm	90,5	71,5	-	25,4	5,6	29,3	330 g
		in.	3.57	2.82	-	1"	0.22	1.15	0,73 lb
DADNH08000801	1/2" NPT	mm	106,8	82,5	-	30,16	8	34,8	550 g
		in.	4.21	3.25	-	1" 3/16	0.32	1.37	1,21 lb

15k

needle valve

ball valve

accessories

20k

30k

60k

TUBING

TOOLS

SPARE PARTS

ADAPTERS

PROOF TEST ADAPTERS

15k BULKHEAD COUPLING

15k

needle valve

ball valve

accessories

20k

30k

60k

TUBING

TOOLS

SPARE PARTS

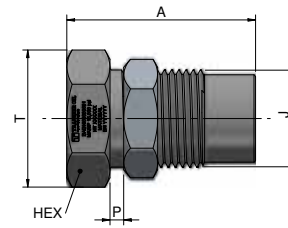
ADAPTERS

PROOF TEST ADAPTERS

Stainless steel bulkhead coupling Up to 15,000 psi (1034 bar)

Features

- Pressure: 15,000 psi (1034 bar)
- Tubing size 1/4", 3/8", 1/2"
- Working temperature: -325°F(-198°C) / +400°F(+204°C)
- 3.1 (UNI EN 10204) certificate included
- Standard material AISI 316/316L



DADNI - Straight bulk head coupling 15k psi (1034 bar)

Part No	Connection	UM	Ø I	A	J	G	P	HEX	Thickness	Weight
DADNI04000401	1/4" NPT	mm	5,5	48	7/8"-14 UNF	-	2,5 - 10	25,4	29,3	150 g
		in.	0.22	1.89		-		1"		
DADNI06000601	3/8" NPT	mm	7,5	55,5	1" 1/8-12 UNF	-	3 - 10	34,9	40,3	300 g
		in.	0.30	2.19		-		1" 3/8		
DADNI08000801	1/2" NPT	mm	9	60,3	1" 1/4-12 UNF	-	3,5 - 10	38,1	44	390 g
		in.	0.35	2.38		-		1" 1/2		

15k ELBOW - TEE - CROSS - CAP

Stainless steel Elbow - Tee - Cross

Up to 15,000 psi (1034 bar)

Elbow, tees, crosses are available in several coned and threaded connections sizes and made in standard material AISI 316/316L

15k

needle valve

ball valve

accessories

20k

30k

60k

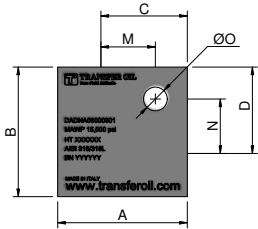
TUBING

TOOLS

SPARE PARTS

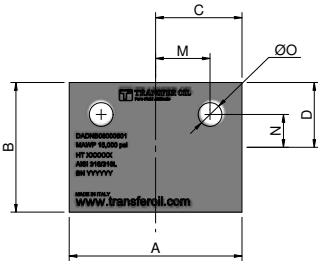
ADAPTERS

PROOF TEST ADAPTERS



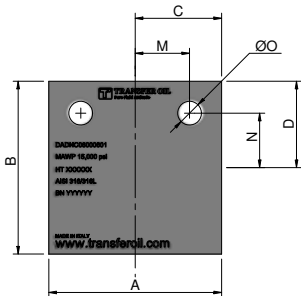
DADNA - Elbow coupling 15k psi (1034 bar)

Part No	Connection	UM	Ø I	A	B	C	D	G	M	N	ØO	Thickness	Weight
DADNA04000401	1/4" NPT	mm	5,5	38,1	34,9	22,2	22,2	-	14,5	14,5	6	19,05	172 g
		in.	0.22	1.50	1.38	0.87	0.87	-	0.57	0.57	0.24	0.75	0.38 lb
DADNA06000601	3/8" NPT	mm	7,5	38,1	38,1	25,4	25,4	-	16	16	7	25,4	239 g
		in.	0.30	1.50	1.50	1.00	1.00	-	0.63	0.63	0.28	1.00	0.53 lb
DADNA08000801	1/2" NPT	mm	9	47,6	47,6	31,8	31,8	-	20	20	9	31,8	469 g
		in.	0.35	1.88	1.88	1.25	1.25	-	0.79	0.79	0.35	1.25	1.03 lb



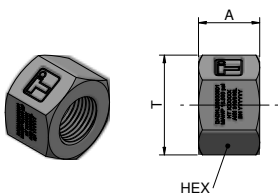
DADNB - Tee coupling 15k psi (1034 bar)

Part No	Connection	UM	Ø I	A	B	C	D	G	M	N	ØO	Thickness	Weight
DADNB04000401	1/4" NPT	mm	5,5	44,5	34,9	22,2	22,2	-	14,5	14,5	6	19,05	190 g
		in.	0.22	1.75	1.38	0.87	0.87	-	0.57	0.57	0.24	0.75	0.42 lb
DADNB06000601	3/8" NPT	mm	7,5	50,8	38,1	25,4	25,4	-	16	16	7	25,4	310 g
		in.	0.30	2.00	1.50	1.00	1.00	-	0.63	0.63	0.28	1.00	0.68 lb
DADNB08000801	1/2" NPT	mm	9	63,5	47,6	31,8	31,8	-	20	20	9	31,8	610 g
		in.	0.35	2.50	1.88	1.25	1.25	-	0.79	0.79	0.35	1.25	1.34 lb



DADNC - Cross coupling 15k psi (1034 bar)

Part No	Connection	UM	Ø I	A	B	C	D	G	M	N	ØO	Thickness	Weight
DADNC04000401	1/4" NPT	mm	5,5	44,5	44,5	22,2	22,2	-	14,5	14,5	6	19,05	240 g
		in.	0.22	1.75	1.75	0.87	0.87	-	0.57	0.57	0.24	0.75	0.53 lb
DADNC06000601	3/8" NPT	mm	7,5	50,8	50,8	25,4	25,4	-	16	16	7	25,4	420 g
		in.	0.30	2.00	2.00	1.00	1.00	-	0.63	0.63	0.28	1.00	0.92 lb
DADNC08000801	1/2" NPT	mm	9	63,5	63,5	31,8	31,8	-	20	20	9	31,8	820 g
		in.	0.35	2.50	2.50	1.25	1.25	-	0.79	0.79	0.35	1.25	1.8 lb



DADNJ - Cap 15k psi (1034 bar)

Part No	Connection	UM	Ø I	A	J	G	P	HEX	Thickness	Weight
DADNJ04000001	1/4" NPT	mm	-	18	-	-	-	19,05	22	34 g
		in.	-	0.71	-	-	-	3/4"	0.87	0.07 lb
DADNJ06000001	3/8" NPT	mm	-	18	-	-	-	25,4	29,3	60 g
		in.	-	0.71	-	-	-	1"	1.15	0.13 lb
DADNJ08000001	1/2" NPT	mm	-	23	-	-	-	30,16	34,8	110 g
		in.	-	0.91	-	-	-	1" 3/16	1.37	0.24 lb

15k PLUG - UNION COUPLING

15k

needle valve

ball valve

accessories

20k

30k

60k

TUBING

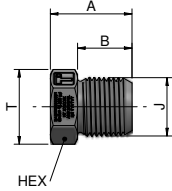
TOOLS

SPARE PARTS

ADAPTERS

PROOF TEST ADAPTERS

Stainless steel Cap - Plug - Union Coupling Up to 15,000 psi (1034 bar)

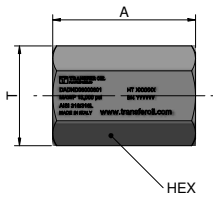


DADNK - Plug 15k psi (1034 bar)

Part No	Connection	UM	Ø I	A	J	B	HEX	Thickness	Weight
DADNK04000401	1/4" NPT	mm	-	20	1/4"-18 NPT	14	15,88	18,33	23
		in.	-	0.79		0.55	5/8"	0.72	0.05
DADNK06000601	3/8" NPT	mm	-	24	3/8"-18 NPT	16	19,05	22	47
		in.	-	0.95		0.63	3/4"	0.87	0.10
DADNK08000801	1/2" NPT	mm	-	27	1/2"-14 NPT	19	22,2	25,7	77
		in.	-	1.06		0.75	7/8"	1.01	0.17

DADND - Union coupling 15k psi (1034 bar)

Part No	Connection	UM	Ø I	A	G	HEX1	HEX	Thickness	Weight
DADND04000401	1/4" NPT	mm	5,5	36	-	-	19,05	22	75
		in.	0,22	1,42	-	-	3/4"	0.87	0.17
DADND06000601	3/8" NPT	mm	7,5	42	-	-	25,4	29,3	140
		in.	0,3	1,65	-	-	1"	1.15	0.31
DADND08000801	1/2" NPT	mm	9	52	-	-	30,16	34,8	221
		in.	0,35	2,05	-	-	1" 3/16	1.37	0.49



20k SERIES

Needle valves and accessories

Up to 20,000 psi (1379 bar)

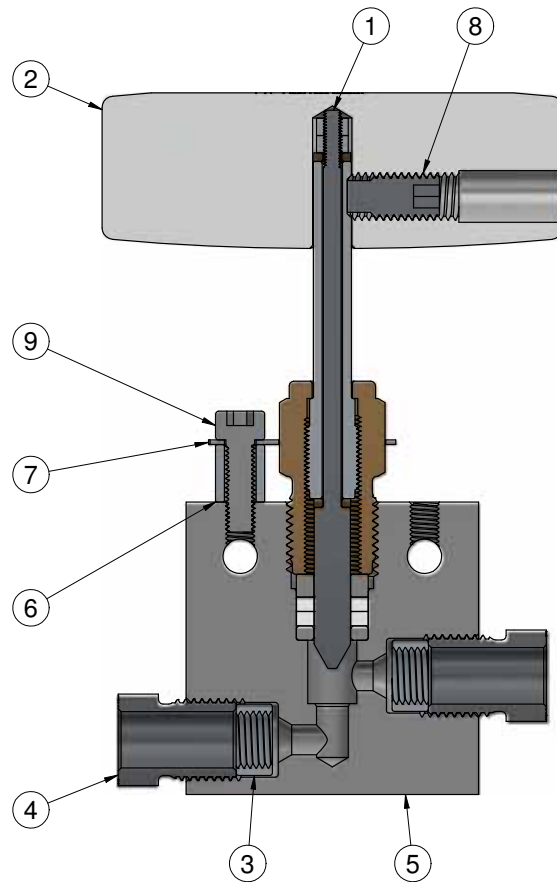
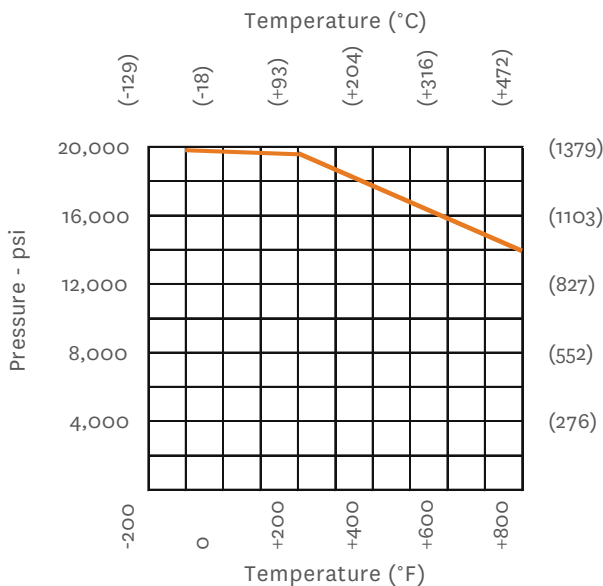
Medium Pressure Valves

Medium Pressure Needle Valves are available in applications such as the chemical/petrochemical, water-blast, water-jet, research, and oil and gas industries. In all version Medium Pressure Needle Valves Gland Nut and Collar are included.

Features

- Pressure: 20,000 psi (1379 bar)
- Connections from 1/4" to 1" coned and threaded tube
- Non-rotating stem and bar stock body design
- Metal-to-metal sealing achieve ideal shutoff, longer stem/seat service lifetime for abrasive flow
- Excellent corrosion resistance and greater durability for repeated on/off cycles
- RPTFE standard packing material
- Packing RPTFE can be operated from -100°F (-73°C) to + 600°F (316°C)
- The locking device of packing gland is reliable
- 3.1 (UNI EN 10204) certificate included
- Standard body material AISI 316/316L

Pressure / Temperature Curve



Item	Component	Material
1	Bonnet	See page 14
2	Handle	Coating aluminium RAL 2008
3	Collar	AISI 316/316L
4	Gland	AISI 316/316L
5	Valve body	AISI 316/316L
6	Spacer	AISI 316/316L
7	Locking device	AISI 316/316L
8	Screw	A4 - AISI 316
9	Handle screw	A4 - AISI 316

15k

20k
needle
valve

ball
valve

accessories

nipples

30k

60k

TUBING

TOOLS

SPARE
PARTS

ADAPTERS

PROOF TEST
ADAPTERS

20k NEEDLE VALVES

15k

Straight 2 ways
Up to 20,000 psi (1379 bar)

20k
needle
valve

ball
valve

accessories

nipples

30k

60k

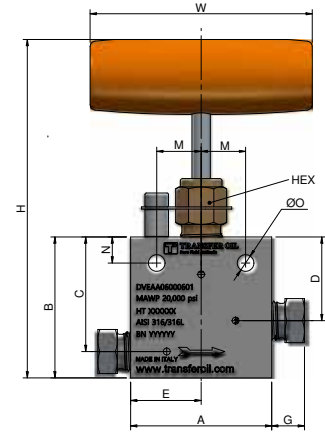

TUBING

TOOLS

SPARE
PARTS

ADAPTERS

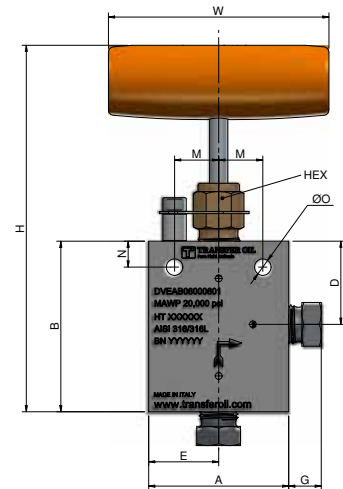
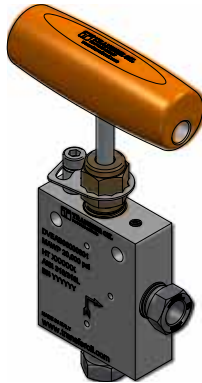
PROOF TEST
ADAPTERS



DVEAA - Straight needle valve 20k psi (1379 bar)

Part No	Connection	UM	H	W	A	B	C	D	E	G	M	N	ØO	HEX	Ø Orifice	Thickness	Weight
DVEAA04000401	1/4" MP	mm	122	80,0	50,8	50,8	41,3	30,2	25,4	11,2	16	9,4	6	15,875	3,20	19,05	560 g
		in.	4.81	3.15	2.00	2.00	1.63	1.19	1.00	0.44	0.63	0.37	0.24	5/8"	0.13	0.75	1.23 lb
DVEAA06000601	3/8" MP	mm	122	80,0	50,8	50,8	41,3	30,2	25,4	11,5	16	9,4	6	15,875	5,50	19,05	550 g
		in.	4.81	3.15	2.00	2.00	1.63	1.19	1.00	0.45	0.63	0.37	0.24	5/8"	0.22	0.75	1.21 lb
DVEAA09000901	9/16" MP	mm	158	80,0	63,5	70,0	57,3	41,4	31,7	16,8	17,5	9,4	9	22	8,00	25,4	1100 g
		in.	6.23	3.15	2.50	2.76	2.26	1.63	1.25	0.66	0.69	0.37	0.35	0.87	0.32	1.00	2.42 lb

* Include gland and collar



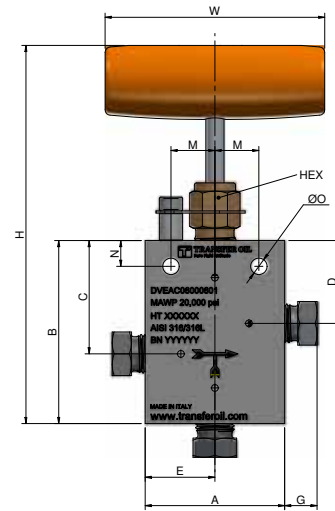

DVEAB - Angle needle valve 20k psi (1034 bar)

Part No	Connection	UM	H	W	A	B	C	D	E	G	M	N	ØO	HEX	Ø Orifice	Thickness	Weight
DVEAB04000401	1/4" MP	mm	133	80,0	50,8	61,9	-	30,2	25,4	11,2	16	9,4	6	15,875	3,20	19,05	640 g
		in.	5.24	3.15	2.00	2.44	-	1.19	1.00	0.44	0.63	0.37	0.24	5/8"	0.13	0.75	1.41 lb
DVEAB06000601	3/8" MP	mm	133	80,0	50,8	61,9	-	30,2	25,4	11,5	16	9,4	6	15,875	5,50	19,05	640 g
		in.	5.24	3.15	2.00	2.44	-	1.19	1.00	0.45	0.63	0.37	0.24	5/8"	0.22	0.75	1.41 lb
DVEAB09000901	9/16" MP	mm	174	80,0	63,5	85,7	-	41,4	31,7	16,8	17,5	9,4	9	22	8,00	25,4	1310 g
		in.	6.86	3.15	2.50	3.38	-	1.63	1.25	0.66	0.69	0.37	0.35	0.87	0.32	1.00	2.88 lb

* Include gland and collar

20k NEEDLE VALVES

Three way needle valve
Up to 20,000 psi (1379 bar)



15k

20k
needle
valve

ball
valve

accessories

nipples

30k

60k

DVEAC - Three way two pressure needle valve 20k psi (1379 bar)

Part No	Connection	UM	H	W	A	B	C	D	E	G	M	N	ØO	HEX	Ø Orifice	Thickness	Weight
DVEAC04000401	1/4" MP	mm	133	80,0	50,8	61,9	41,3	30,2	25,4	11,2	16	9,4	6	15,875	3,20	19,05	610 g
		in.	5,24	3,15	2,00	2,44	1,63	1,19	1,00	0,44	0,63	0,37	0,24	5/8"	0,13	0,75	1,34 lb
DVEAC06000601	3/8" MP	mm	138	80,0	50,8	66,7	41,3	30,2	25,4	11,5	16	9,4	6	15,875	5,50	19,05	670 g
		in.	5,44	3,15	2,00	2,63	1,63	1,19	1,00	0,45	0,63	0,37	0,24	5/8"	0,22	0,75	1,47 lb
DVEAC09000901	9/16" MP	mm	177	80,0	63,5	88,9	57,3	41,4	31,7	16,8	17,5	9,4	9	22	8,00	25,4	1330 g
		in.	6,97	3,15	2,50	3,50	2,26	1,63	1,25	0,66	0,69	0,37	0,35	0,87	1,00	2,93 lb	

* Include gland and collar

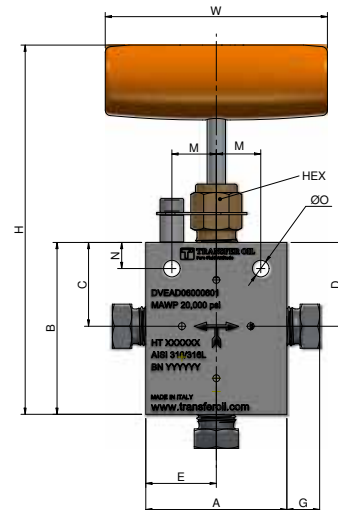
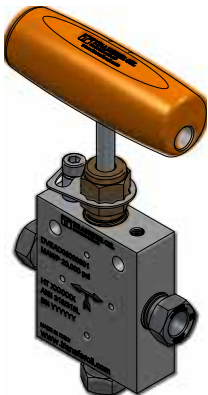
TUBING

TOOLS

SPARE
PARTS

ADAPTERS

PROOF TEST
ADAPTERS



DVEAD - Three way one pressure needle valve 20k psi (1379 bar)

Part No	Connection	UM	H	W	A	B	C	D	E	G	M	N	ØO	HEX	Ø Orifice	Thickness	Weight
DVEAD04000401	1/4" MP	mm	133	80,0	50,8	61,9	30,2	30,2	25,4	11,2	16	9,4	6	15,875	3,20	19,05	640 g
		in.	5,24	3,15	2,00	2,44	1,19	1,19	1,00	0,44	0,63	0,37	0,24	5/8"	0,13	0,75	1,41 lb
DVEAD06000601	3/8" MP	mm	133	80,0	50,8	61,9	30,2	30,2	25,4	11,5	16	9,4	6	15,875	5,50	19,05	630 g
		in.	5,24	3,15	2,00	2,44	1,19	1,19	1,00	0,45	0,63	0,37	0,24	5/8"	0,22	0,75	1,39 lb
DVEAD09000901	9/16" MP	mm	174	80,0	63,5	85,7	41,4	41,4	31,7	16,8	17,5	9,4	9	22	8,00	25,4	1300 g
		in.	6,86	3,15	2,50	3,38	1,63	1,63	1,25	0,66	0,69	0,37	0,35	0,87	1,00	2,86 lb	

* Include gland and collar

20k BALL VALVE

15k

Ball valves and accessories

Up to 20,000 psi (1379 bar)

20k
needle
valve

ball
valve

accessories

nipples

30k

60k

TUBING

TOOLS

SPARE
PARTS

ADAPTERS

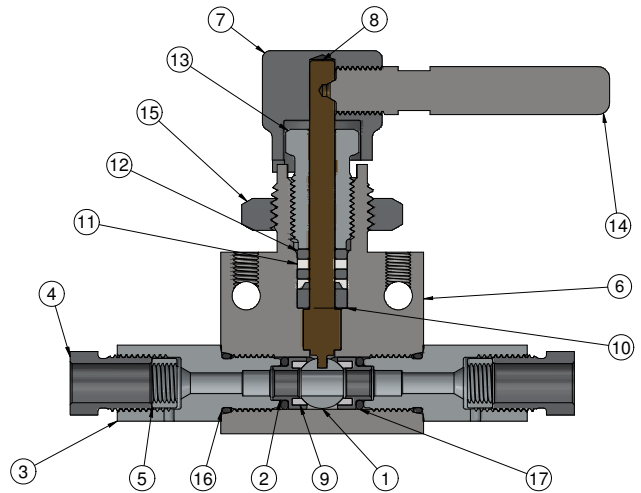
PROOF TEST
ADAPTERS

Medium Pressure Valves

The Medium Pressure ball valves are designed to provide high performance in process plants, are available in many variants that differ in size, connections and materials employed. The design of this valves are compact to facilitate their integration within existing plants and the use of materials with high resistance to corrosion, abrasion and vibration, considerably extends their productive life.

Features

- Floating Ball Valve
- Pressure: 20,000 psi (1379 bar)
- Connections from 1/4" to 1" coned and threaded tube
- Two way configuration
- PEEK seats offer excellent resistance to chemicals and wear/abrasion.
- Full bore flow to minimizes pressure drop
- Excellent corrosion resistance and greater durability for repeatd on/of cycles
- Panel mounting
- Stem packing RPTFE glass filled teflon
- 3.1 (UNI EN 10204) certificate included



Standard Material of Constructions

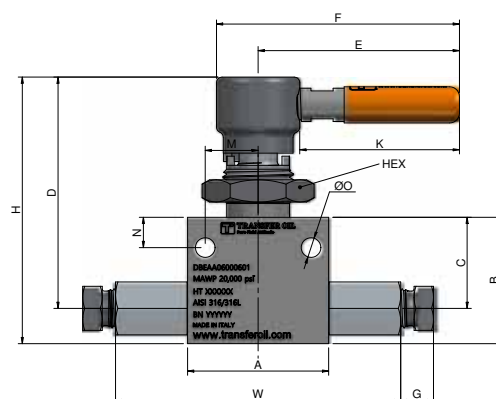
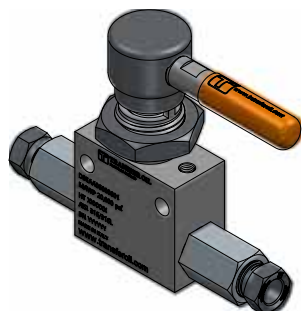
Item	Component	Material
1	Ball	AISI 316/316L
2	Seat support	AISI 316/316L
3	Seat gland	AISI 316/316L
4	Gland	AISI 316/316L
5	Collar	AISI 316/316L
6	Nut	AISI 316/316L
7	Valve body	AISI 316/316L
8	Handle body	AISI 316/316L
9	Stem	17-4PH

Item	Component	Material
10	Seat	PEEK
11	Thrust bush	AISI 316/316L
12	Packing	Glass Filles - PTFE
13	Thrust bush	AISI 316/316L
14	Bonnet body	AISI 316/316L
15	Nut	AISI 316/316L
16	Sealing ring	VITON
17	Sealing ring	VITON

20k BALL VALVES

Straight ball valve

Up to 20,000 psi (1379 bar)



DBEAA - Straight ball valve 20k psi (1379 bar)

Part No	Connection	UM	H	W	A	B	C	D	E	F	G	K	M	N	ØØ	HEX	Ø Orifice	Thickness	Weight
DBEAA04000401	1/4" MP	mm	96	102,7	50,8	45,5	12,7	83,3	72	87	11,2	57	19,05	10,9	7,1	34,9	6,4	25,4	850 g
		in.	3.78	4.05	2.00	1.79	0.50	3.28	2.84	3.43	0.44	2.25	0.75	0.43	0.28	1" 3/8	0.25	1.00	1.88 lb
DBEAA06000601	3/8" MP	mm	96	102,7	50,8	45,5	12,7	83,3	72	87	11,5	57	19,05	10,9	7,1	34,9	6,4	25,4	840 g
		in.	3.78	4.05	2.00	1.79	0.50	3.28	2.84	3.43	0.45	2.25	0.75	0.43	0.28	1" 3/8	0.25	1.00	1.86 lb
DBEAA09000901	9/16" MP	mm	104	143,3	76,2	53,5	17,5	86,5	112	127	16,8	97	19,05	10,9	7,1	34,9	9,5	34,9	1890 g
		in.	4.10	5.65	3.00	2.11	0.69	3.41	4.41	5.00	0.66	3.82	0.75	0.43	0.28	1" 3/8	0.37	1.38	4.17 lb

* Include gland and collar

15k

20k
needle
valve

ball
valve

accessories

nipples

30k

60k

TUBING

TOOLS

SPARE
PARTS

ADAPTERS

PROOF TEST
ADAPTERS

20k O-RING CHECK VALVES

15k

Stainless steel soft check valve

Up to 20,000 psi (1379 bar)

Medium pressure check valves are designed for liquid and gas flow control in chemical, industrial and oil & gas fields. Provides unidirectional flow and tight shut-off for liquids and gas with high reliability.

20k
needle
valve

ball
valve

accessories

nipples

30k

60k

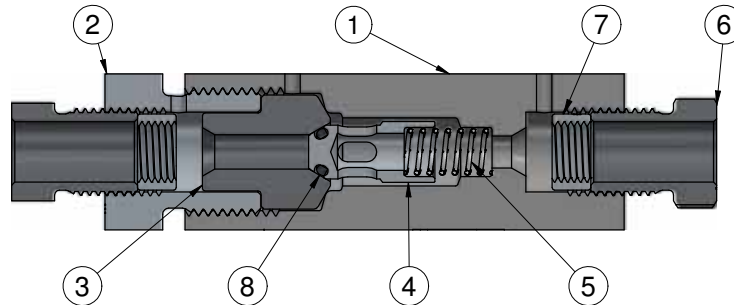
TUBING

TOOLS

SPARE
PARTS

ADAPTERS

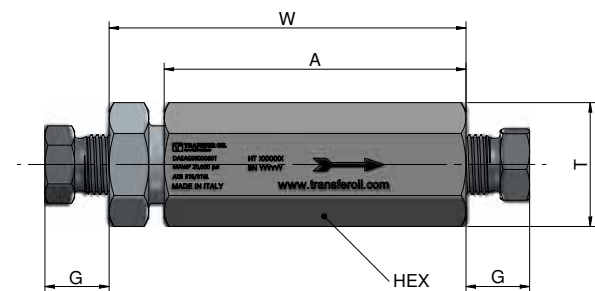
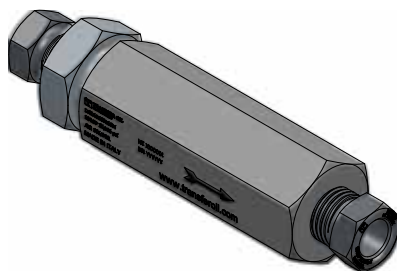
PROOF TEST
ADAPTERS



Features

- Pressure: 20,000 psi (1379 bar)
- Connections from 1/4" to 1" coned and threaded tube
- Resilient O-ring seat design for noise-free closing leakage free (NBR 90 Sh A)
- Working temperature: +5°F (-15°C) / +356°F (180°C)
- Standard cracking pressure: 20 psi (1.38 bar) ±30 %
- 3.1 (UNI EN 10204) certificate included
- Standard material AISI 316/316L

Item	Component	Material
1	Body	AISI 316/316L
2	Gland check	AISI 316/316L
3	Seat	AISI 316/316L
4	Poppet	AISI 316/316L
5	Spring	AISI 316
6	Gland	AISI 316/316L
7	Collar	AISI 316/316L
8	O-ring	NBR 90Sh A



DAEAG - Straight soft check valve 20k psi (1379 bar)

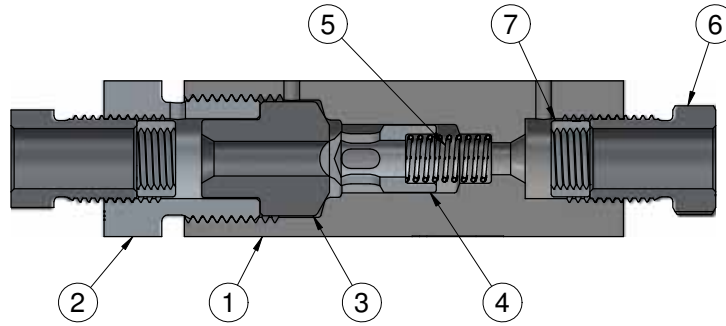
Part No	Connection	UM	W	A	G	HEX	Ø Orifice	Thickness	Weight
DAEAG04000401	1/4" MP	mm	73	60,4	11,2	22,275	2,8	25,7	240 g
		in.	2.88	2.38	0.44	7/8"	0.11	1.01	0.53 lb
DAEAG06000601	3/8" MP	mm	84,5	71,5	11,5	25,4	5,2	29,3	360 g
		in.	3.33	2.82	0.45	1"	0.20	1.15	0.79 lb
DAEAG09000901	9/16" MP	mm	114,3	82,5	16,8	30,16	8	34,8	680 g
		in.	4.50	3.25	0.66	1" 3/16	0.32	1.37	1.5 lb

20k BALL CHECK VALVES

Stainless steel ball check valve Up to 20,000 psi (1379 bar)

Medium pressure check valves are designed for liquid and gas flow control in chemical, industrial and oil & gas fields. Provides unidirectional flow and tight shut-off for liquids and gas with high reliability.

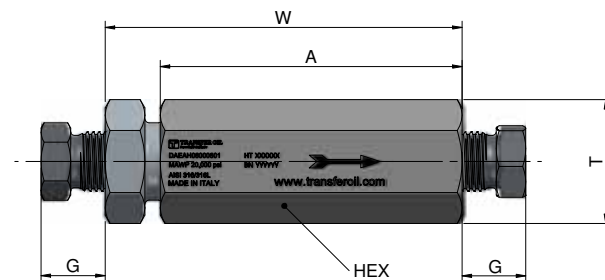
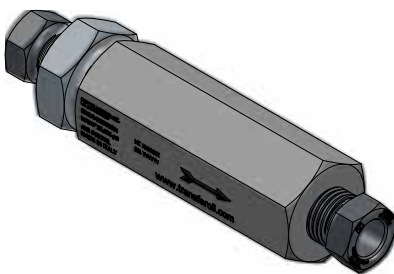
All ball check valves have a long endurance and may also be employed with high temperatures.



Features

- Pressure: 20,000 psi (1379 bar)
- Connections from 1/4" to 1" coned and threaded tube
- Ball and poppet integral design
- Working temperature: -100°F(-73°C) / +600°F(+315°C)
- Standard cracking pressure: 20 psi (1.38 bar) ±30 %
- 3.1 (UNI EN 10204) certificate included
- Standard material AISI 316/316L

Item	Component	Material
1	Body	AISI 316/316L
2	Gland check	AISI 316/316L
3	Seat	AISI 316/316L
4	Poppet	AISI 316/316L
5	Spring	AISI 316
6	Gland	AISI 316/316L
7	Collar	AISI 316/316L



DAEAH - Straight ball check valve 20k psi (1379 bar)

Part No	Connection	UM	W	A	G	HEX	Ø Orifice	Thickness	Weight
DAEAH04000401	1/4" MP	mm	73	60,4	11,2	22,275	2,8	25,7	240 g
		in.	2.88	2.38	0.44	7/8"	0.11	1.01	0.53 lb
DAEAH06000601	3/8" MP	mm	84,5	71,5	11,5	25,4	5,2	29,3	360 g
		in.	3.33	2.82	0.45	1"	0.20	1.15	0.79 lb
DAEAH09000901	9/16" MP	mm	114,3	82,5	16,8	30,16	8	34,8	680 g
		in.	4.50	3.25	0.66	1" 3/16	0.32	1.37	1.5 lb

15k

20k
needle
valve

ball
valve

accessories

nipples

30k

60k

TUBING

TOOLS

SPARE
PARTS

ADAPTERS

PROOF TEST
ADAPTERS

20k BULKHEAD COUPLING

15k

Stainless steel bulkhead coupling
Up to 20,000 psi (1379 bar)

20k
needle
valve

ball
valve

accessories

nipples

30k

60k

TUBING

TOOLS

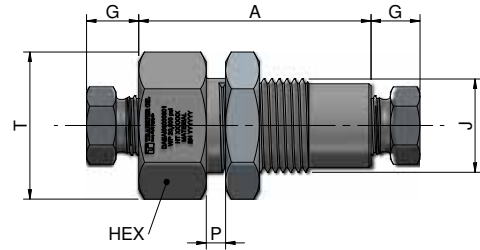
SPARE
PARTS

ADAPTERS

PROOF TEST
ADAPTERS

Features

- Pressure: 20,000 psi (1379 bar)
- Connections from 1/4" to 1" coned and threaded tube
- Working temperature: -325°F(-198°C) / +600°F(+315°C)
- 3.1 (UNI EN 10204) certificate included
- Standard material AISI 316/316L



DAEAI - Straight bulk head coupling 20k psi (1379 bar)

Part No	Connection	UM	Ø I	A	J	G	P	HEX	Thickness	Weight
DAEAI04000401	1/4" MP	mm	2,8	48	3/4"-16 UNF	11,2	2,5 - 10	25,4	29,3	160 g
		in.	0.11	1.89		0.44		1"		
DAEAI06000601	3/8" MP	mm	5,2	55	7/8"-14 UNF	11,5	3 - 10	30,16	34,8	240 g
		in.	0.20	2.17		0.45		1" 3/16		
DAEAI09000901	9/16" MP	mm	9	64	1" 1/8-12 UNF	16,8	3,5 - 10	34,9	40,3	400 g
		in.	0.35	2.52		0.66		1" 3/8		

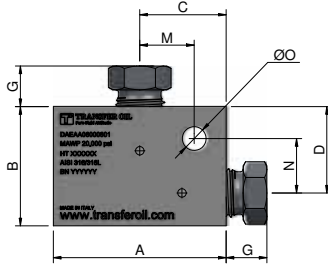
20k ELBOW - TEE - CROSS - ANTIVIBRATION

Stainless steel Elbow - Tee - Cross - Antivibration Gland

Up to 20,000 psi (1379 bar)

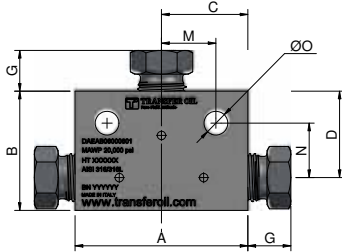
Elbow, tees, crosses are available in several coned and threaded connections sizes and made in standard material AISI 316/316L

DAEAA - Elbow coupling 20k psi (1379 bar)



Part No	Connection	UM	Ø I	A	B	C	D	G	M	N	ØO	Thickness	Weight
DAEAA04000401	1/4" MP	mm	2,8	38,1	28,5	19,05	19,05	11,2	12,5	12,5	6	15,9	140 g
		in.	0.11	1.50	1.12	0.75	0.75	0.44	0.49	0.49	0.24	0.63	0.31 lb
DAEAA06000601	3/8" MP	mm	5,2	50,8	35,05	25,4	25,4	11,5	16	16	7	19,05	260 g
		in.	0.20	2.00	1.38	1.00	1.00	0.45	0.63	0.63	0.28	0.75	0.57 lb
DAEAA09000901	9/16" MP	mm	9	63,5	44,5	31,75	31,75	16,8	21	21	9	25,4	550 g
		in.	0.35	2.50	1.75	1.25	1.25	0.66	0.83	0.83	0.35	1.00	1.21 lb

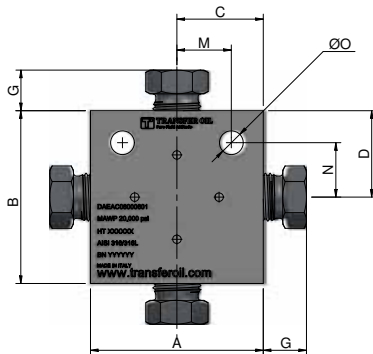
* Include gland and collar



DAEAB - Tee coupling 20k psi (1379 bar)

Part No	Connection	UM	Ø I	A	B	C	D	G	M	N	ØO	Thickness	Weight
DAEAB04000401	1/4" MP	mm	2,8	38,1	28,5	19,05	19,05	11,2	12,5	12,5	6	15,9	140 g
		in.	0.11	1.50	1.12	0.75	0.75	0.44	0.49	0.49	0.24	0.63	0.31 lb
DAEAB06000601	3/8" MP	mm	5,2	50,8	35,05	25,4	25,4	11,5	16	16	7	19,05	260 g
		in.	0.20	2.00	1.38	1.00	1.00	0.45	0.63	0.63	0.28	0.75	0.57 lb
DAEAB09000901	9/16" MP	mm	9	63,5	44,5	31,75	31,75	16,8	21	21	9	25,4	550 g
		in.	0.35	2.50	1.75	1.25	1.25	0.66	0.83	0.83	0.35	1.00	1.21 lb

* Include gland and collar

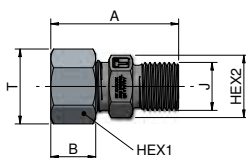


DAEAC - Cross coupling 20k psi (1379 bar)

Part No	Connection	UM	Ø I	A	B	C	D	G	M	N	ØO	Thickness	Weight
DAEAC04000401	1/4" MP	mm	2,8	38,1	38,1	19,05	19,05	11,2	12,5	12,5	6	15,9	190 g
		in.	0.11	1.50	1.50	0.75	0.75	0.44	0.49	0.49	0.24	0.63	0.42 lb
DAEAC06000601	3/8" MP	mm	5,2	50,8	50,8	25,4	25,4	11,5	16	16	7	19,05	380 g
		in.	0.20	2.00	2.00	1.00	1.00	0.45	0.63	0.63	0.28	0.75	0.84 lb
DAEAC09000901	9/16" MP	mm	9	63,5	63,5	31,75	31,75	16,8	21	21	9	25,4	780 g
		in.	0.35	2.50	2.50	1.25	1.25	0.66	0.83	0.83	0.35	1.00	1.72 lb

* Include gland and collar

DAEAL - Antivibration Gland 20k psi (1379 bar)



Part No	Connection	UM	A	B	J	HEX1	HEX2	Thickness	Weight
DAEAL04000401	1/4" MP	mm	32	12,5	7/16"-20 UNF	15,88	12,7	18,3	30 g
		in.	1.26	0.49		5/8"	1/2"	0.72	0.07 lb
DAEAL06000601	3/8" MP	mm	37,2	13,2	9/16"-18 UNF	19,05	15,88	22	45 g
		in.	1.47	0.52		3/4"	5/8"	0.87	0.1 lb
DAEAL09000901	9/16" MP	mm	47,2	16	13"/16-16 UNF	25,4	22,2	29,3	90 g
		in.	1.86	0.63		1"	7/8"	1.15	0.2 lb

15k

20k
needle
valve

ball
valve

accessories

nipples

30k

60k

TUBING

TOOLS

SPARE
PARTS

ADAPTERS

PROOF TEST
ADAPTERS

20k GLAND NUT - COLLAR - CAP - PLUG

15k

Stainless steel Gland nut , Collar, Cap and Plug
Up to 20,000 psi (1379 bar)

20k
needle
valve

ball
valve

accessories

nipples

30k

60k

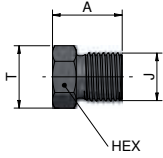
TUBING

TOOLS

SPARE
PARTS

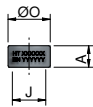
ADAPTERS

PROOF TEST
ADAPTERS



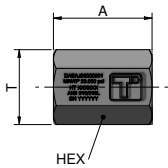
DAEAE - Gland nut 20k psi (1379 bar)

Part No	Connection	UM	Ø I	A	J	HEX	Thickness	Weight
DAEAE04000401	1/4" MP	mm	-	17,5	7/16"-20 UNF	12,7	14,67	10 g
		in.	-	0,69		1/2"	0,58	0,02 lb
DAEAE06000601	3/8" MP	mm	-	20,5	9/16"-18 UNF	15,88	18,33	16 g
		in.	-	0,81		5/8"	0,72	0,04 lb
DAEAE09000901	9/16" MP	mm	-	27	13/16"-16 UN	22,2	25,6	40 g
		in.	-	1,06		7/8"	1,01	0,09 lb



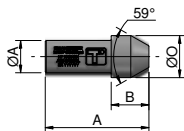
DAEAF - Collar 20k psi (1379 bar)

Part No	Connection	UM	Ø O	A	J	Thickness	Weight
DAEAF04000401	1/4" MP	mm	9,5	5,6	1/4"-28 UNF LH	-	2 g
		in.	0,37	0,22		-	0,01 lb
DAEAF06000601	3/8" MP	mm	12,4	6,3	3/8"-24 UNF LH	-	3 g
		in.	0,49	0,25		-	0,01 lb
DAEAF09000901	9/16" MP	mm	18,4	8	9/16"-18 UNF LH	-	9 g
		in.	0,72	0,32		-	0,02 lb



DAEAJ - Cap 20k psi (1379 bar)

Part No	Connection	UM	Ø I	A	J	G	P	HEX	Thickness	Weight
DAEAJ04000001	1/4" MP	mm	-	21	-	-	-	15,88	18,3	30 g
		in.	-	0,83	-	-	-	5/8"	0,72	0,07 lb
DAEAJ06000001	3/8" MP	mm	-	29	-	-	-	19,05	22	55 g
		in.	-	1,14	-	-	-	3/4"	0,87	0,12 lb
DAEAJ09000001	9/16" MP	mm	-	35	-	-	-	25,4	29,3	105 g
		in.	-	1,38	-	-	-	1"	1,15	0,23 lb

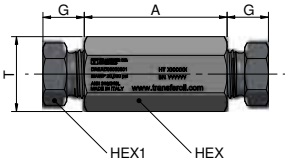


DAEAK - Plug 20k psi (1379 bar)

Part No	Connection	UM	Ø O	A	Ø A	B	HEX	Thickness	Weight
DAEAK04000001	1/4" MP	mm	9,5	23,5	6,35	8,7	-	-	7 g
		in.	0,37	0,93	0,25	0,34	-	-	0,02 lb
DAEAK06000001	3/8" MP	mm	12,4	30,5	9,5	11,1	-	-	19 g
		in.	0,49	1,20	0,37	0,44	-	-	0,04 lb
DAEAK09000001	9/16" MP	mm	18,3	40,0	14,29	12,7	-	-	56 g
		in.	0,72	1,58	0,56	0,50	-	-	0,12 lb

20k UNION COUPLING

Stainless steel Union Coupling
Up to 20,000 psi (1379 bar)



DAEAD - Union coupling 20k psi (1379 bar)

Part No	Connection	UM	Ø I	A	G	HEX1	HEX	Thickness	Weight
DAEAD04000401	1/4" MP	mm	2,8	36	11,2	12,7	15,88	18,33	75 g
		in.	0.11	1.42	0.44	1/2"	5/8"	0.72	0.17 lb
DAEAD06000601	3/8" MP	mm	5,2	42	11,5	15,88	19,05	22	105 g
		in.	0.20	1.65	0.45	5/8"	3/4"	0.87	0.23 lb
DAEAD09000901	9/16" MP	mm	9	52	16,8	22,2	25,4	29,3	230 g
		in.	0.35	2.05	0.66	7/8"	1"	1.15	0.51 lb

20k MP & HP NIPPLES

Threaded male nipples
Up to 20,000 psi (1379 bar)

Material

Stainless steel TP316/316L
Also available upon request in
Hastelloy, Duplex, Superduplex,
Inconel and Monel

Temperature range

-252°C to +649°C
(-421°F to +1200°F)

Tolerance

OD and ID: ±0,1 mm
WT: ±10%

Standard lengths

from 50 mm (2 inches) up to
305 mm (12 inches),
Also available in different lengths
upon request

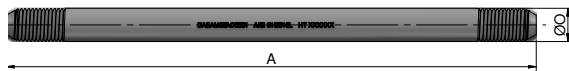
Standard

EN 10204 3,1
Other tolerances can be offered
on request

Description

Pre-machined male nipples
made from cold drawn thick
wall seamless tubing for

fluid or gas high-pressures
applications such as hydraulic,
test equipment, waterjet and
water-cutting



DAEAM - Nipple 20k psi (1379 bar)

Part No	Connection	UM	Ø O	Ø I	J	A	Thickness	Weight
DAEAM04AA0001	1/4" MP	mm	6,35	2,77	1/4"-28 UNF LH	50,8	1,79	11 g
		in.	0.25	0.11		2	0.07	0.02 lb
DAEAM04AB0001	1/4" MP	mm	6,35	2,77	1/4"-28 UNF LH	69,85	1,79	15 g
		in.	0.25	0.11		2.75	0.07	0.03 lb
DAEAM04AC0001	1/4" MP	mm	6,35	2,77	1/4"-28 UNF LH	76,2	1,79	16 g
		in.	0.25	0.11		3	0.07	0.04 lb
DAEAM04AD0001	1/4" MP	mm	6,35	2,77	1/4"-28 UNF LH	101,6	1,79	21 g
		in.	0.25	0.11		4	0.07	0.05 lb
DAEAM04AE0001	1/4" MP	mm	6,35	2,77	1/4"-28 UNF LH	152,4	1,79	32 g
		in.	0.25	0.11		6	0.07	0.07 lb
DAEAM04AF0001	1/4" MP	mm	6,35	2,77	1/4"-28 UNF LH	203,2	1,79	43 g
		in.	0.25	0.11		8	0.07	0.09 lb

15k

20k
needle
valve

ball
valve

accessories

nipples

30k

60k

TUBING

TOOLS

SPARE
PARTS

ADAPTERS

PROOF TEST
ADAPTERS

DAEAM - Nipple 20k psi (1379 bar)

Part No	Connection	UM	Ø O	Ø I	J	A	Thickness	Weight
DAEAM04AG0001	1/4" MP	mm	6,35	2,77	1/4"-28 UNF LH	254	1,79	53 g
		in.	0.25	0.11		10	0.07	0.12 lb
DAEAM04AH0001	1/4" MP	mm	6,35	2,77	1/4"-28 UNF LH	304,8	1,79	64 g
		in.	0.25	0.11		12	0.07	0.14 lb
DAEAM06AB0001	3/8" MP	mm	9,53	5,16	3/8"-24 UNF LH	69,85	2,18	28 g
		in.	0.38	0.2		2.75	0.09	0.06 lb
DAEAM06AC0001	3/8" MP	mm	9,53	5,16	3/8"-24 UNF LH	76,2	2,18	30 g
		in.	0.38	0.2		3	0.09	0.07 lb
DAEAM06AD0001	3/8" MP	mm	9,53	5,16	3/8"-24 UNF LH	101,6	2,18	41 g
		in.	0.38	0.2		4	0.09	0.09 lb
DAEAM06AE0001	3/8" MP	mm	9,53	5,16	3/8"-24 UNF LH	152,4	2,18	61 g
		in.	0.38	0.2		6	0.09	0.13 lb
DAEAM06AF0001	3/8" MP	mm	9,53	5,16	3/8"-24 UNF LH	203,2	2,18	81 g
		in.	0.38	0.2		8	0.09	0.18 lb
DAEAM06AG0001	3/8" MP	mm	9,53	5,16	3/8"-24 UNF LH	254	2,18	102 g
		in.	0.38	0.2		10	0.09	0.22 lb
DAEAM06AH0001	3/8" MP	mm	9,53	5,16	3/8"-24 UNF LH	304,8	2,18	122 g
		in.	0.38	0.2		12	0.09	0.27 lb
DAEAM09AB0001	9/16" MP	mm	14,29	7,92	9/16"-18 UNF LH	69,85	3,19	62 g
		in.	0.56	0.31		2.75	0.13	0.14 lb
DAEAM09AC0001	9/16" MP	mm	14,29	7,92	9/16"-18 UNF LH	76,2	3,19	68 g
		in.	0.56	0.31		3	0.13	0.15 lb
DAEAM09AD0001	9/16" MP	mm	14,29	7,92	9/16"-18 UNF LH	101,6	3,19	90 g
		in.	0.56	0.31		4	0.13	0.2 lb
DAEAM09AE0001	9/16" MP	mm	14,29	7,92	9/16"-18 UNF LH	152,4	3,19	136 g
		in.	0.56	0.31		6	0.13	0.3 lb
DAEAM09AF0001	9/16" MP	mm	14,29	7,92	9/16"-18 UNF LH	203,2	3,19	181 g
		in.	0.56	0.31		8	0.13	0.4 lb
DAEAM09AG0001	9/16" MP	mm	14,29	7,92	9/16"-18 UNF LH	254	3,19	226 g
		in.	0.56	0.31		10	0.13	0.5 lb
DAEAM09AH0001	9/16" MP	mm	14,29	7,92	9/16"-18 UNF LH	304,8	3,19	271 g
		in.	0.56	0.31		12	0.13	0.6 lb
DAEAM12AE0001	3/4" MP	mm	19,05	11,13	3/4"-16 UNF LH	152,4	3,96	230 g
		in.	0.75	0.44		6	0.16	0.51 lb
DAEAM12AF0001	3/4" MP	mm	19,05	11,13	3/4"-16 UNF LH	203,2	3,96	307 g
		in.	0.75	0.44		8	0.16	0.68 lb
DAEAM12AG0001	3/4" MP	mm	19,05	11,13	3/4"-16 UNF LH	254	3,96	384 g
		in.	0.75	0.44		10	0.16	0.84 lb
DAEAM12AH0001	3/4" MP	mm	19,05	11,13	3/4"-16 UNF LH	304,8	3,96	460 g
		in.	0.75	0.44		12	0.16	1.01 lb
DAEAM16AE0001	1" MP	mm	25,4	14,28	1"-14 UNS LH	152,4	5,56	421 g
		in.	1	0.56		6	0.22	0.93 lb
DAEAM16AF0001	1" MP	mm	25,4	14,28	1"-14 UNS LH	203,2	5,56	561 g
		in.	1	0.56		8	0.22	1.23 lb
DAEAM16AG0001	1" MP	mm	25,4	14,28	1"-14 UNS LH	254	5,56	701 g
		in.	1	0.56		10	0.22	1.54 lb
DAEAM16AH0001	1" MP	mm	25,4	14,28	1"-14 UNS LH	304,8	5,56	841 g
		in.	1	0.56		12	0.22	1.85 lb

30k SERIES

Needle valves and accessories

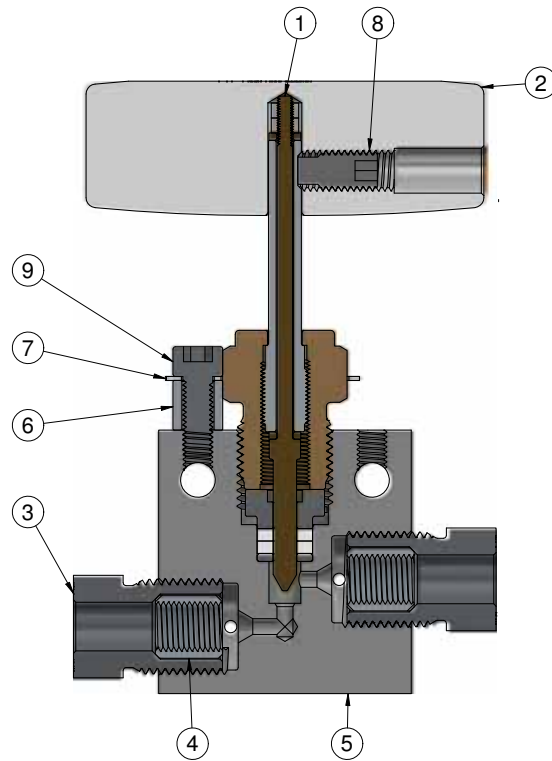
Up to 30,000 psi (2068 bar)

High Pressure Valves

High Pressure Needle Valves are available in applications such as the chemical/petrochemical, water-blast, water-jet, research, and oil and gas industries. In all version Medium Pressure Needle Valves Gland Nut and Collar are included.

Features

- Pressure: 30,000 psi (2068 bar)
- Connections from 1/4" to 9/16" coned and threaded tube
- Non-rotating stem and bar stock body design
- Metal-to-metal seating achieve ideal shutoff, longer stem/seat service lifetime for abrasive flow
- Excellent corrosion resistance and greater durability for repeated on/of cycles
- RPTFE standard packing material
- Packing RPTFE can be operated from -100°F (-73°C) to + 600°F (316°C)
- The locking device of packing gland is reliable
- 3.1 (UNI EN 10204) certificate included
- Standard body material AISI 316/316L



15k

20k

30k
needle
valve

accessories

60k

TUBING

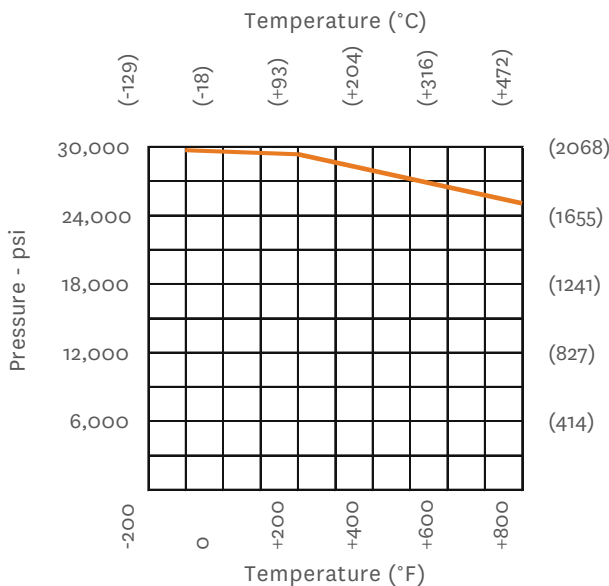
TOOLS

SPARE
PARTS

ADAPTERS

PROOF TEST
ADAPTERS

Pressure / Temperature Curve



Item	Component	Material
1	Bonnet	See page 14
2	Handle	Coating aluminium RAL 2008
3	Gland	AISI 316/316L
4	Collar	AISI 316/316L
5	Valve body	AISI 316/316L
6	Spacer	AISI 316/316L
7	Locking device	AISI 316/316L
8	Handle screw	A4 - AISI 316
9	Screw	A4 - AISI 316

30k NEEDLE VALVES

15k

Straight 2 ways
Up to 30,000 psi (2068 bar)

20k

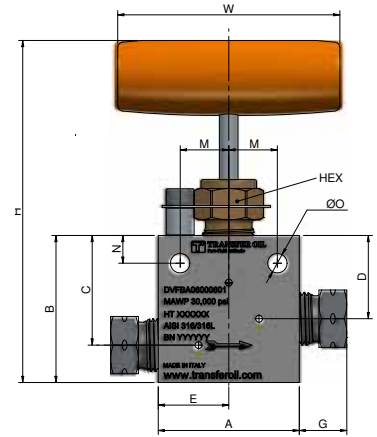
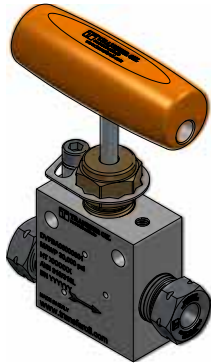
**30k
needle
valve**

accessories

60k

TUBING

TOOLS



DVFBFA - Straight needle valve 30k psi (2068 bar)

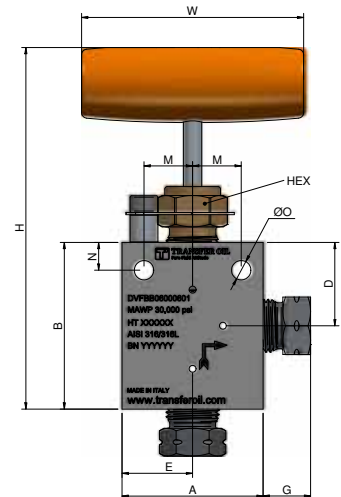
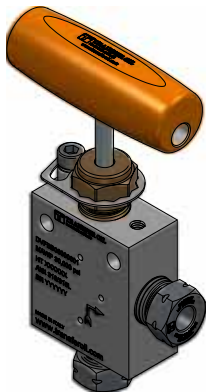
Part No	Connection	UM	H	W	A	B	C	D	E	G	M	N	ØO	HEX	Ø Orifice	Thickness	Weight
DVFBFA04000401	1/4" HP	mm	123	80,0	50,8	53,0	39,5	30,0	25,4	14,2	17,5	10	7	22	3,20	25,4	740 g
		in.	4.85	3.15	2.00	2.09	1.56	1.18	1.00	0.56	0.69	0.39	0.28	0.867	0.13	1.00	1.63 lb
DVFBFA06000601	3/8" HP	mm	123	80,0	50,8	53,0	39,5	30,0	25,4	18,2	17,5	10	7	22	3,20	25,4	770 g
		in.	4.85	3.15	2.00	2.09	1.56	1.18	1.00	0.72	0.69	0.39	0.28	0.867	0.13	1.00	1.69 lb
DVFBFA09000901	9/16" HP	mm	132	80,0	66,7	62,0	44,0	31,0	33,3	26,2	17,5	10	7	22	3,20	38,1	1570 g
		in.	5.20	3.15	2.63	2.44	1.73	1.22	1.31	1.03	0.69	0.39	0.28	0.87	0.13	1.50	3.45 lb

* Include gland and collar

SPARE
PARTS

ADAPTERS

PROOF TEST
ADAPTERS



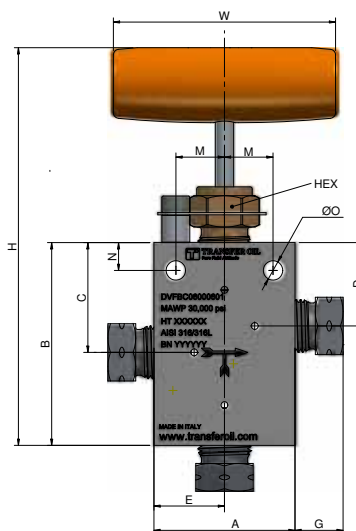
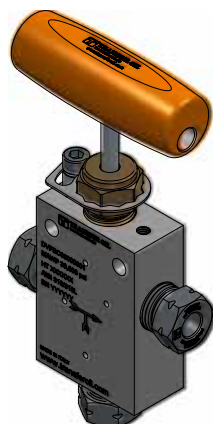
DVFBFB - Angle needle valve 30k psi (2068 bar)

Part No	Connection	UM	H	W	A	B	C	D	E	G	M	N	ØO	HEX	Ø Orifice	Thickness	Weight
DVFBFB04000401	1/4" HP	mm	123	80	50,8	53	-	30	25,4	14,2	17,5	10	7	22	3,2	25,4	740 g
		in.	4.85	3.15	2.00	2.09	-	1.18	1.00	0.56	0.69	0.39	0.28	0.867	0.13	1.00	1.63 lb
DVFBFB06000601	3/8" HP	mm	130	80	50,8	60	-	30	25,4	18,2	17,5	10	7	22	3,2	25,4	840 g
		in.	5.12	3.15	2.00	2.36	-	1.18	1.00	0.72	0.69	0.39	0.28	0.867	0.13	1.00	1.85 lb
DVFBFB09000901	9/16" HP	mm	136	80	66,7	66	-	31	33,3	26,2	17,5	10	7	22	3,2	38,1	1660 g
		in.	5.36	3.15	2.63	2.60	-	1.22	1.31	1.03	0.69	0.39	0.28	0.867	0.13	1.50	3.65 lb

* Include gland and collar

30k NEEDLE VALVES

Three way needle valve
Up to 30,000 psi (2068 bar)



15k

20k

30k
needle
valve

accessories

60k

TUBING

TOOLS

DVFCB - Three Way Two pressure needle valve 30k psi (2068 bar)

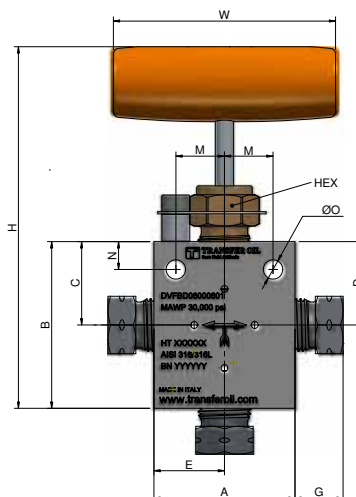
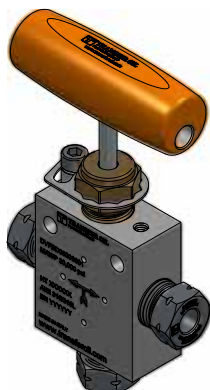
Part No	Connection	UM	H	W	A	B	C	D	E	G	M	N	Ø	HEX	Ø Orifice	Thickness	Weight
DVFCB04000401	1/4" HP	mm	130	80	50,8	60	39,5	30	25,4	14,2	17,5	10	7	22	3,2	25,4	820 g
		in.	5.12	3.15	2.00	2.36	1.56	1.18	1.00	0.56	0.69	0.39	0.28	0.867	0.13	1.00	1.8 lb
DVFCB06000601	3/8" HP	mm	143	80	50,8	73	39,5	30	25,4	18,2	17,5	10	7	22	3,2	25,4	990 g
		in.	5.63	3.15	2.00	2.88	1.56	1.18	1.00	0.72	0.69	0.39	0.28	0.867	0.13	1.00	2.18 lb
DVFCB09000901	9/16" HP	mm	153	80	66,7	83	44	31	33,3	26,2	17,5	10	7	22	3,2	38,1	2060 g
		in.	6.03	3.15	2.63	3.27	1.73	1.22	1.31	1.03	0.69	0.39	0.28	0.867	0.13	1.50	4.53 lb

* Include gland and collar

SPARE
PARTS

ADAPTERS

PROOF TEST
ADAPTERS



DVFB - Three way one pressure 30k psi (2068 bar)

Part No	Connection	UM	H	W	A	B	C	D	E	G	M	N	Ø	HEX	Ø Orifice	Thickness	Weight
DVFB04000401	1/4" HP	mm	123	80	50,8	53	30	30	25,4	14,2	17,5	10	7	22	3,2	25,4	750 g
		in.	4.85	3.15	2.00	2.09	1.18	1.18	1.00	0.56	0.69	0.39	0.28	0.867	0.13	1.00	1.65 lb
DVFB06000601	3/8" HP	mm	130	80	50,8	60	30	30	25,4	18,2	17,5	10	7	22	3,2	25,4	860 g
		in.	5.12	3.15	2.00	2.36	1.18	1.18	1.00	0.72	0.69	0.39	0.28	0.867	0.13	1.00	1.89 lb
DVFB09000901	9/16" HP	mm	136	80	66,7	66	31	31	33,3	26,2	17,5	10	7	22	3,2	38,1	1720 g
		in.	5.36	3.15	2.63	2.60	1.22	1.22	1.31	1.03	0.69	0.39	0.28	0.867	0.13	1.50	3.78 lb

* Include gland and collar

60k SERIES

15k

Needle valves and accessories

Up to 60,000 psi (4137 bar)

20k

High Pressure Valves

High Pressure Needle Valves are available in applications such as the chemical/petrochemical, water-blast, water-jet, research, and oil and gas industries. In all version Medium Pressure Needle Valves Gland Nut and Collar are included.

30k

60k

needle
valve

accessories

nipples

TUBING

TOOLS

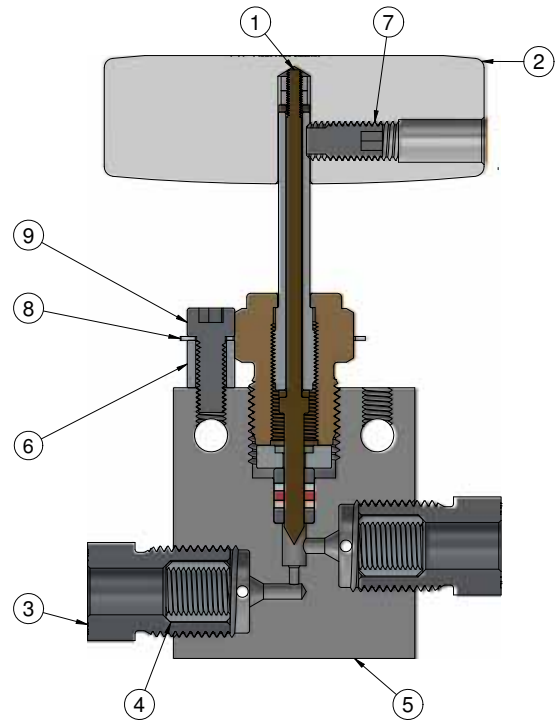
SPARE
PARTS

ADAPTERS

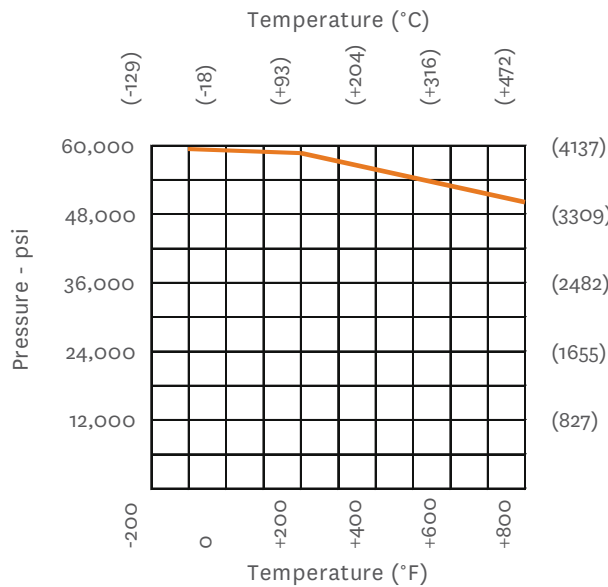
PROOF TEST
ADAPTERS

Features

- Pressure: 60,000 psi (4137bar)
- Connections from 1/4" to 9/16" coned and threaded tube
- Non-rotating stem and bar stock body design
- Metal-to-metal seating achieve ideal shutoff, longer stem/seat service lifetime for abrasive flow
- Excellent corrosion resistance and greater durability for repeated on/of cycles
- RPTFE standard packing material
- Packing RPTFE can be operated from -100°F (-73°C) to +600°F (316°C)
- The locking device of packing gland is reliable
- 3.1 (UNI EN 10204) certificate included
- Standard body material AISI 316/316L



Pressure / Temperature Curve

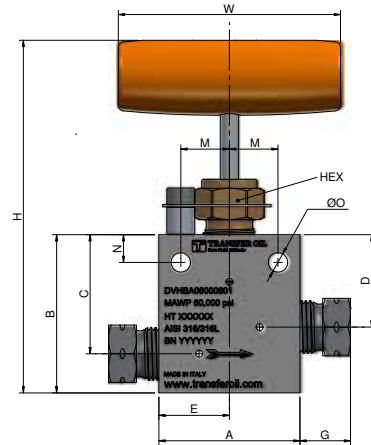
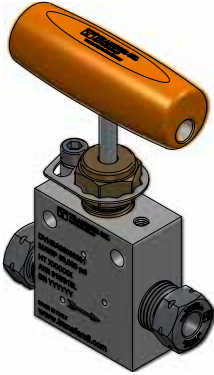


Item	Component	Material
1	Bonnet	See page 13
2	Handle	Coating aluminium RAL 2008
3	Gland	AISI 316/316L
4	Collar	AISI 316/316L
5	Valve body	AISI 316/316L
6	Spacer	AISI 316/316L
7	Handle screw	AISI 316/316L
8	Locking device	A4 - AISI 316
9	Screw	A4 - AISI 316

60k NEEDLE VALVES

Straight 2 ways

Up to 60,000 psi (4137 bar)



15k

20k

30k

60k
needle
valve

accessories

nipples

TUBING

TOOLS

SPARE
PARTS

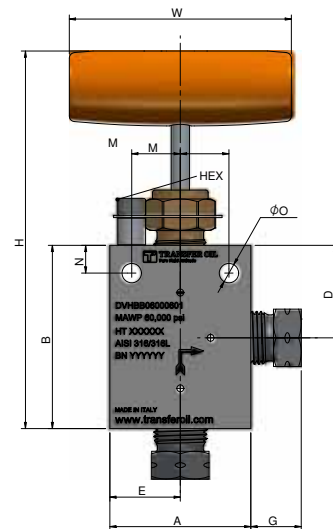

ADAPTERS

PROOF TEST
ADAPTERS

DVHBA - Straight needle valve 60k psi (4137 bar)

Part No	Connection	UM	H	W	A	B	C	D	E	G	M	N	ØO	HEX	Ø Orifice	Thickness	Weight
DVHBA04000401	1/4" HP	mm	123	80	50,8	53	42	32,4	25,4	13	17,5	10	7	22	2	25,4	740 g
		in.	4.85	3.15	2.00	2.09	1.65	1.28	1.00	0.51	0.69	0.39	0.28	0.867	0.08	1.00	1.63 lb
DVHBA06000601	3/8" HP	mm	127	80	50,8	57	42,9	33,3	25,4	17	17,5	10	7	22	2	25,4	810 g
		in.	5.00	3.15	2.00	2.25	1.69	1.31	1.00	0.67	0.69	0.39	0.28	0.867	0.08	1.00	1.78 lb
DVHBA09000901	9/16" HP	mm	132	80	66,7	62	44	33,3	33,3	25,5	17,5	10	7	22	2	38,1	1570 g
		in.	5.20	3.15	2.63	2.44	1.73	1.31	1.31	1.00	0.69	0.39	0.28	0.867	0.08	1.50	3.45 lb

* Include gland and collar



DVHBB - Angle needle valve 60k psi (4137 bar)

Part No	Connection	UM	H	W	A	B	C	D	E	G	M	N	ØO	HEX	Ø Orifice	Thickness	Weight
DVHBB04000401	1/4" HP	mm	130	80	50,8	60	-	32,4	25,4	13	17,5	10	7	22	2	25,4	820 g
		in.	5.12	3.15	2.00	2.36	-	1.28	1.00	0.51	0.69	0.39	0.28	0.867	0.08	1.00	1.8 lb
DVHBB06000601	3/8" HP	mm	136	80	50,8	66	-	33,3	25,4	17	17,5	10	7	22	2	25,4	900 g
		in.	5.36	3.15	2.00	2.60	-	1.31	1.00	0.67	0.69	0.39	0.28	0.867	0.08	1.00	1.98 lb
DVHBB09000901	9/16" HP	mm	141	80	66,7	71	-	33,3	33,3	25,5	17,5	10	7	22	2	38,1	1570 g
		in.	5.56	3.15	2.63	2.80	-	1.31	1.31	1.00	0.69	0.39	0.28	0.867	0.08	1.50	3.45 lb

* Include gland and collar

60k NEEDLE VALVES

15k

20k

30k

60k
needle
valve

accessories

nipples

TUBING

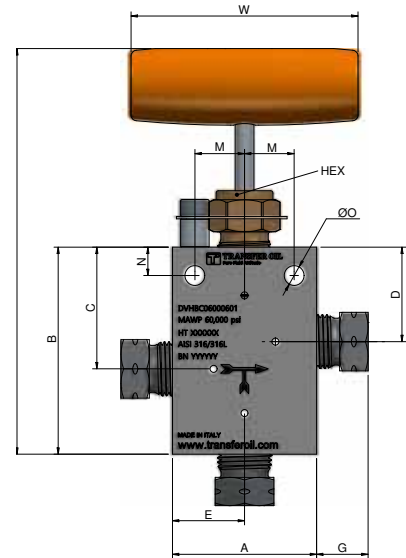
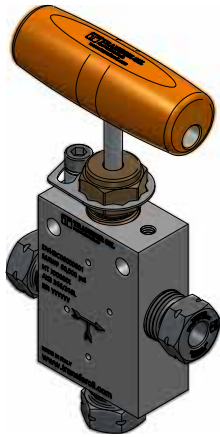
TOOLS

SPARE
PARTS

ADAPTERS

PROOF TEST
ADAPTERS

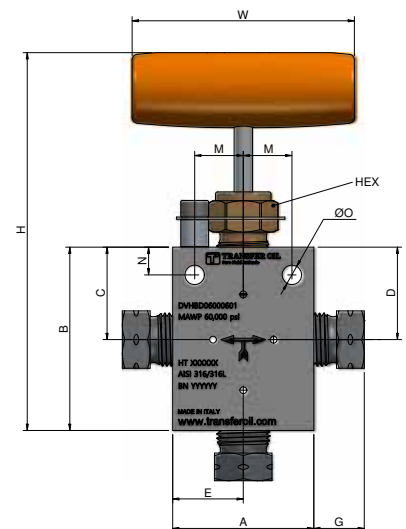

Three way needle valve
Up to 60,000 psi (4137 bar)



DVHBC - Three Way Two pressure needle valve 60k psi (4137 bar)

Part No	Connection	UM	H	W	A	B	C	D	E	G	M	N	ØO	HEX	Ø Orifice	Thickness	Weight
DVHBC04000401	1/4" HP	mm	130	80	50,8	60	42	32,4	25,4	13	17,5	10	7	22	2	25,4	820 g
		in.	5.12	3.15	2.00	2.36	1.65	1.28	1.00	0.51	0.69	0.39	0.28	0.867	0.08	1.00	1.8 lb
DVHBC06000601	3/8" HP	mm	143	80	50,8	73	42,9	33,3	25,4	17	17,5	10	7	22	2	25,4	990 g
		in.	5.63	3.15	2.00	2.88	1.69	1.31	1.00	0.67	0.69	0.39	0.28	0.867	0.08	1.00	2.18 lb
DVHBC09000901	9/16" HP	mm	153	80	66,7	83	44	33,3	33,3	25,5	17,5	10	7	22	2	38,1	2060 g
		in.	6.03	3.15	2.63	3.27	1.73	1.31	1.31	1.00	0.69	0.39	0.28	0.867	0.08	1.50	4.53 lb

* Include gland and collar



DVHBD - Three way one pressure 60k psi (4137 bar)

Part No	Connection	UM	H	W	A	B	C	D	E	G	M	N	ØO	HEX	Ø Orifice	Thickness	Weight
DVHBD04000401	1/4" HP	mm	130	80	50,8	60	32,4	32,4	25,4	13	17,5	10	7	22	2	25,4	820 g
		in.	5.12	3.15	2.00	2.36	1.28	1.28	1.00	0.51	0.69	0.39	0.28	0.867	0.08	1.00	1.8 lb
DVHBD06000601	3/8" HP	mm	136	80	50,8	66	33,3	33,3	25,4	17	17,5	10	7	22	2	25,4	920 g
		in.	5.36	3.15	2.00	2.60	1.31	1.31	1.00	0.67	0.69	0.39	0.28	0.867	0.08	1.00	2.02 lb
DVHBD09000901	9/16" HP	mm	141	80	66,7	71	33,3	33,3	33,3	25,5	17,5	10	7	22	2	38,1	1820 g
		in.	5.56	3.15	2.63	2.80	1.31	1.31	1.31	1.00	0.69	0.39	0.28	0.867	0.08	1.50	4 lb

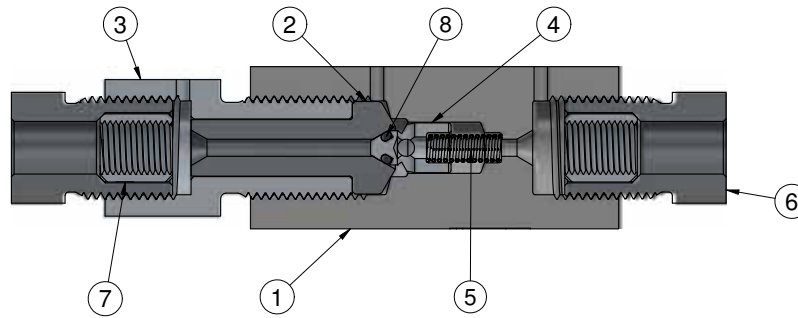
* Include gland and collar

60k O-RING CHECK VALVES

Stainless steel soft check valve

Up to 60,000 psi (4137 bar)

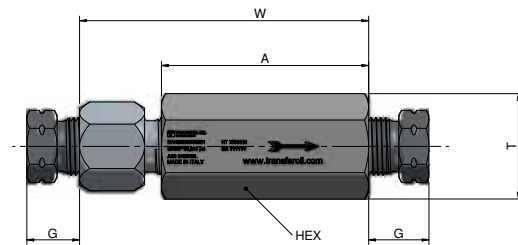
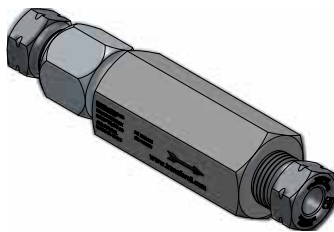
High pressure check valves are designed for liquid and gas flow control in chemical, industrial and oil & gas fields. Provides unidirectional flow and tight shut-off for liquids and gas with high reliability.



Features

- Pressure: 60,000 psi (4137 bar)
- Connections from 1/4" to 1" coned and threaded tube
- Resilient O-ring seat design for noise-free closing leakage free
- (NBR 90 Sh A)
- Working temperature: +5°F(-15°C) / +356°F(180°C)
- Standard cracking pressure: 20 psi (1.38 bar) ±30 %
- 3.1 (UNI EN 10204) certificate included
- Standard material AISI 316/316L

Item	Component	Material
1	Body	AISI 316/316L
2	Gland check	AISI 316/316L
3	Seat	AISI 316/316L
4	Poppet	AISI 316/316L
5	Spring	AISI 316
6	Gland	AISI 316/316L
7	Collar	AISI 316/316L
8	O-ring	NBR 90 Sh A



DAHBG - Straight soft check valve 60k psi (4137 bar)

Part No	Connection	UM	W	A	G	HEX	Ø Orifice	Thickness	Weight
DAHBG04000401	1/4" HP	mm	85,5	63,5	13	30,16	2,4	34,8	480 g
		in.	3.37	2.50	0.51	1" 3/16	0.09	1.37	1.06 lb
DAHBG06000601	3/8" HP	mm	95,4	68,5	17	30,16	3,2	34,8	580 g
		in.	3.76	2.70	0.67	1" 3/16	0.13	1.37	1.28 lb
DAHBG09000901	9/16" HP	mm	117,5	86	25,5	38,1	4,8	44	1240 g
		in.	4.63	3.39	1.00	1" 1/2	0.19	1.73	2.73 lb

15k

20k

30k

60k
needle
valve

accessories

nipples

TUBING

TOOLS

SPARE
PARTS

ADAPTERS

PROOF TEST
ADAPTERS

60k BALL CHECK VALVES

15k

20k

30k

60k
needle
valve

accessories

nipples

TUBING

TOOLS

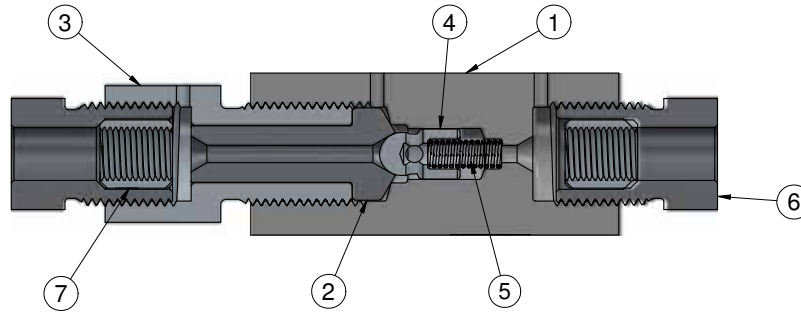
SPARE
PARTS

ADAPTERS

PROOF TEST
ADAPTERS

Stainless steel ball check valve Up to 60,000 psi (4137 bar)

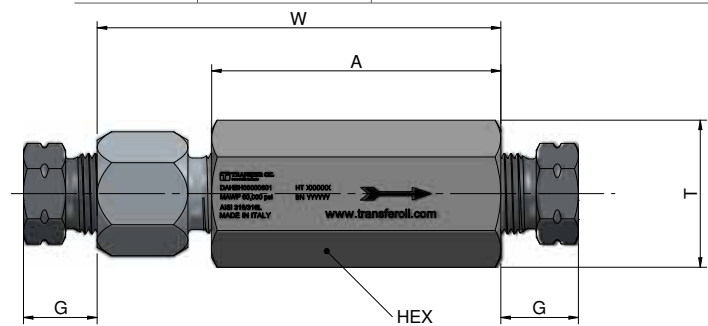
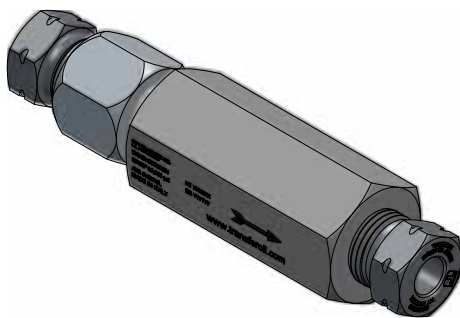
High pressure check valves are designed for liquid and gas flow control in chemical, industrial and oil & gas fields. Provides unidirectional flow and tight shut-off for liquids and gas with high reliability. All ball check valves have a long endurance and may also be employed with high temperatures.



Features

- Pressure: 60,000 psi (4137 bar)
- Connections from 1/4" to 9/16" coned and threaded tube
- Ball and poppet integral design
- Working temperature: -100°F(-73°C) / +600°F(+315°C)
- Standard cracking pressure: 20 psi (1.38 bar) ±30 %
- 3.1 (UNI EN 10204) certificate included
- Standard material AISI 316/316L

Item	Component	Material
1	Body	AISI 316/316L
2	Gland check	AISI 316/316L
3	Seat	AISI 316/316L
4	Poppet	AISI 316/316L
5	Spring	AISI 316
6	Gland	AISI 316/316L
7	Collar	AISI 316/316L
8	O-ring	NBR 90Sh A



DAHBH - Straight ball check valve 60k psi (4137 bar)

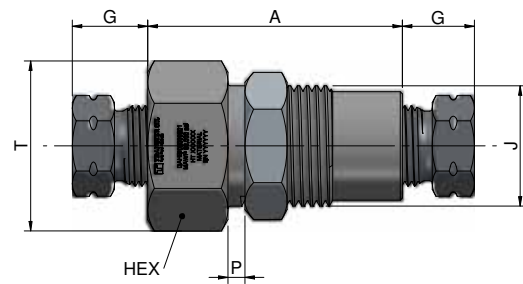

Part No	Connection	UM	W	A	G	HEX	Ø Orifice	Thickness	Weight
DAHBH04000401	1/4" HP	mm	85,5	63,5	13	30,16	2,4	34,8	480 g
		in.	3.37	2.50	0.51	1" 3/16	0.09	1.37	1.06 lb
DAHBH06000601	3/8" HP	mm	95,4	68,5	17	30,16	3,2	34,8	580 g
		in.	3.76	2.70	0.67	1" 3/16	0.13	1.37	1.27 lb
DAHBH09000901	9/16" HP	mm	117,5	86	25,5	38,1	4,8	44	1250 g
		in.	4.63	3.39	1.00	1" 1/2	0.19	1.73	2.75 lb

60k BULKHEAD COUPLING

Stainless steel bulkhead coupling
Up to 60,000 psi (4137 bar)

Features

- Pressure: 60,000 psi (4137 bar)
- Connections from 1/4" to 1" coned and threaded tube
- Working temperature: -325°F(-198°C) / +600°F(+315°C)
- 3.1 (UNI EN 10204) certificate included
- Standard material AISI 316/316L



DAHBI - Straight bulkhead coupling 60k psi (4137 bar)

Part No	Connection	UM	Ø I	A	J	G	P	HEX	Thickness	Weight
DAHBI04000401	1/4" HP	mm	2,4	50,8	7/8"-14 UNF	13	3 - 10	30,16	34,8	240 g
		in.	0.09	2.00		0.51		1" 3/16	1.37	0.53 lb
DAHBI06000601	3/8" HP	mm	3,2	60,3	1" 1/8-12 UNF	17	3,5 - 10	34,9	40,3	440 g
		in.	0.13	2.38		0.67		1" 3/8	1.59	0.97 lb
DAHBI09000901	9/16" HP	mm	4,8	69,9	1" 5/8-12 UN	25,5	3,5 - 10	47,6	55	1070 g
		in.	0.19	2.75		1.00		1" 7/8	2.17	2.35 lb

15k

20k

30k

60k
needle
valve

accessories

nipples

TUBING

TOOLS

SPARE
PARTS

ADAPTERS

PROOF TEST
ADAPTERS

60k ELBOW - TEE - CROSS - ANTIVIBRATION

15k

Stainless steel Elbow - Tee - Cross - Antivibration Gland

Up to 60,000 psi (4137 bar)

20k

High Pressure elbow, tees, crosses are available in several coned and threaded connections sizes and made in standard material AISI 316/316L

30k

60k
needle
valve

accessories

nipples

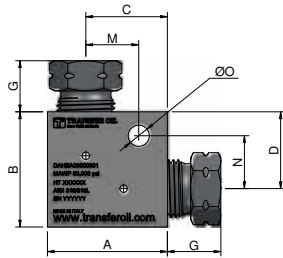
TUBING

TOOLS

SPARE
PARTS

ADAPTERS

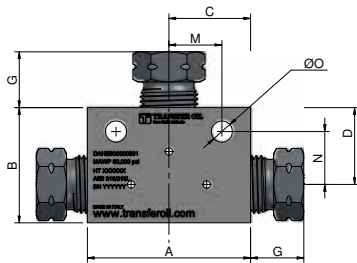
PROOF TEST
ADAPTERS



DAHBA - Elbow coupling 60k psi (4137 bar)

Part No	Connection	UM	Ø I	A	B	C	D	G	M	N	ØO	Thickness	Weight
DAHBA04000401	1/4" HP	mm	2,4	31,75	38,1	19,05	25,4	13	13	16,5	6	25,4	260 g
		in.	0.09	1.25	1.50	0.75	1.00	0.51	0.51	0.65	0.24	1.00	0.57 lb
DAHBA06000601	3/8" HP	mm	3,2	39,7	38,1	27	25,4	17	17,5	17,5	7	25,4	340 g
		in.	0.13	1.56	1.50	1.06	1.00	0.67	0.69	0.69	0.28	1.00	0.75 lb
DAHBA09000901	9/16" HP	mm	4,8	66,7	54	33,4	35	25,5	24	24	9	38,1	1220 g
		in.	0.19	2.63	2.13	1.32	1.38	1.00	0.95	0.95	0.35	1.50	2.68 lb

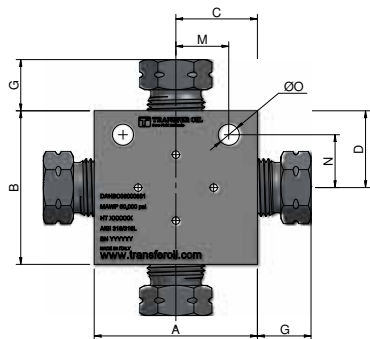
* Include gland and collar



DAHBB - Tee coupling 60k psi (4137 bar)

Part No	Connection	UM	Ø I	A	B	C	D	G	M	N	ØO	Thickness	Weight
DAHBB04000401	1/4" HP	mm	2,4	50,8	31,75	25,4	19,05	13	16,5	13	6	25,4	350 g
		in.	0.09	2.00	1.25	1.00	0.75	0.51	0.65	0.51	0.24	1.00	0.77 lb
DAHBB06000601	3/8" HP	mm	3,2	54	38,1	27	25,4	17	17,5	17,5	7	25,4	470 g
		in.	0.13	2.13	1.50	1.06	1.00	0.67	0.69	0.69	0.28	1.00	1.03 lb
DAHBB09000901	9/16" HP	mm	4,8	66,7	54	33,4	35	25,5	24	24	9	38,1	1280 g
		in.	0.19	2.63	2.13	1.32	1.38	1.00	0.95	0.95	0.35	1.50	2.82 lb

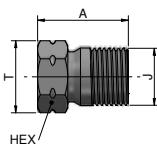
* Include gland and collar



DAHBC - Cross coupling 60k psi (4137 bar)

Part No	Connection	UM	Ø I	A	B	C	D	G	M	N	ØO	Thickness	Weight
DAHBC04000401	1/4" HP	mm	2,4	50,8	38,1	25,4	19,05	13	16,5	13	6	25,4	420 g
		in.	0.09	2.00	1.50	1.00	0.75	0.51	0.65	0.51	0.24	1.00	0.92 lb
DAHBC06000601	3/8" HP	mm	3,2	54	50,8	27	25,4	17	17,5	17,5	7	25,4	630 g
		in.	0.13	2.13	2.00	1.06	1.00	0.67	0.69	0.69	0.28	1.00	1.39 lb
DAHBC09000901	9/16" HP	mm	4,8	66,7	69,9	33,4	34,45	25,5	24	24	9	38,1	1670 g
		in.	0.19	2.63	2.75	1.32	1.36	1.00	0.95	0.95	0.35	1.50	3.67 lb

* Include gland and collar



DAHBL - Antivibration Gland 60k psi (4137 bar)

Part No	Connection	UM	A	J	T	HEX1	HEX	Thickness	Weight
DAHBL04000401	1/4" HP	mm	22	9/16"-18 UNF	-	-	15,88	18,3	25 g
		in.	0.87		-	-	5/8"	0.72	0.06 lb
DAHBL06000601	3/8" HP	mm	30	3/4"-16 UNF	-	-	20,64	23,83	60 g
		in.	1.18		-	-	13/16"	0,94	0.13 lb
DAHBL09000901	9/16" HP	mm	40	1" 1/8-12 UNF	-	-	30,16	34,8	160 g
		in.	1.58		-	-	1" 3/16	1,37	0.35 lb

60k GLAND NUT - COLLAR - CAP - PLUG

Stainless steel Gland nut and Collar
Up to 60,000 psi (4137 bar)

15k

20k

30k

60k
needle
valve

accessories

nipples

TUBING

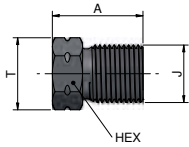
TOOLS

SPARE
PARTS

ADAPTERS

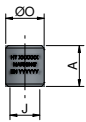
PROOF TEST
ADAPTERS

DAHBE - Gland nut 60k psi (4137 bar)



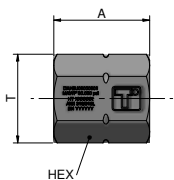
Part No	Connection	UM	Ø I	A	J	HEX	Thickness	Weight
DAHBE04000401	1/4" HP	mm	-	22	9/16"-18 UNF	15,88	18,34	21 g
		in.	-	0.87		5/8"	0.72	0.05 lb
DAHBE06000601	3/8" HP	mm	-	30	3/4"-16 UNF	20,64	23,8	48 g
		in.	-	1.18		13/16"	0.94	0.11 lb
DAHBE09000901	9/16" HP	mm	-	40	1" 1/8-12 UNF	30,16	34,8	139 g
		in.	-	1.58		1" 3/16	1.37	0.31 lb

DAHBF - Collar 60k psi (4137 bar)



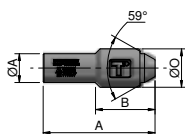
Part No	Connection	UM	Ø O	A	J	HEX	Thickness	Weight
DAHBF04000401	1/4" HP	mm	9,5	9,5	1/4"-28 UNF LH	-	-	3 g
		in.	0.37	0.37		-	-	0.01 lb
DAHBF06000601	3/8" HP	mm	12,7	13,5	3/8"-24 UNF LH	-	-	7 g
		in.	0.50	0.53		-	-	0.02 lb
DAHBF09000901	9/16" HP	mm	20,64	15,8	9/16"-18 UNF LH	-	-	24 g
		in.	0.81	0.62		-	-	0.05 lb

DAHBJ - Cap 60k psi (4137 bar)



Part No	Connection	UM	Ø I	A	J	G	P	HEX	Thickness	Weight
DAHBJ04000001	1/4" HP	mm	-	22,2	-	-		19,05	22	43 g
		in.	-	0,87	-	-		3/4"	0,87	0,09 lb
DAHBJ06000001	3/8" HP	mm	-	31,8	-	-		25,4	29,3	108 g
		in.	-	1,25	-	-		1"	1,15	0,24 lb
DAHBJ09000001	9/16" HP	mm	-	38,1	-	-		34,9	40,3	231 g
		in.	-	1,50	-	-		1" 3/8	1,59	0,51 lb

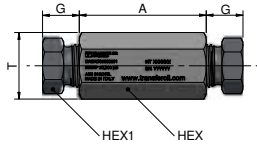
DAHBK - Plug 60k psi (4137 bar)



Part No	Connection	UM	ØO	A	ØA	B	HEX	Thickness	Weight
DAHBK04000001	1/4" HP	mm	9,5	28	6,35	14,9	-	-	10 g
		in.	0,37	1,10	0,25	0,59	-	-	0,02 lb
DAHBK06000001	3/8" HP	mm	12,7	37	9,5	19,8	-	-	26 g
		in.	0,50	1,46	0,37	0,78	-	-	0,06 lb
DAHBK09000001	9/16" HP	mm	20,6	50	14,29	25	-	-	82 g
		in.	0,81	1,97	0,56	0,99	-	-	0,18 lb

60k UNION COUPLING

Stainless steel Elbow - Tee - Cross - Antivibration Gland
Up to 60,000 psi (4137 bar)



DAHBD - Union coupling 60k psi (4137 bar)

Part No	Connection	UM	Ø I	A	G	HEX1	HEX	Thickness	Weight
DAHBD04000401	1/4" MP	mm	2,4	36	13	15,88	19,05	22	112 g
		in.	0.09	1.42	0.51	5/8"	3/4"	0.87	0.25 lb
DAHBD06000601	3/8" MP	mm	3,2	42	17	20,64	25,4	29,3	232 g
		in.	0.13	1.65	0.67	13/16"	1"	1.15	0.51 lb
DAHBD09000901	9/16" MP	mm	4,8	52	25,5	30,16	34,9	40,3	586 g
		in.	0.19	2.05	1.00	1" 3/16	1" 3/8	1.59	1.29 lb

60k MP & HP NIPPLES

Threaded male nipples
Up to 60,000 psi (4137 bar)

Material
Stainless steel TP316/316L
Also available upon request in
Hastelloy, Duplex, Superduplex,
Inconel and Monel

Temperature range
-252°C to +649°C
(-421°F to +1200°F)

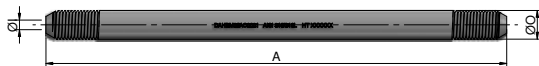
Tolerance
OD and ID: ±0,1 mm
WT: ±10%

Standard lengths
from 50 mm (2 inches) up to
305 mm (12 inches),
Also available in different lengths
upon request

Standard
EN 10204 3,1
Other tolerances can be offered
on request

Description
Pre-machined male nipples
made from cold drawn thick wall
seamless tubing for fluid or gas

high-pressures applications such
as hydraulic, test equipment,
waterjet and water-cutting



DAHBM - Nipple 60k psi (4137 bar)

Part No	Connection	UM	Ø O	Ø I	J	A	Thickness	Weight
DAHBM04AA0001	1/4" HP	mm	6,35	2,11	1/4"-28 UNF LH	50,8	2,12	11,684 g
		in.	0.25	0.08		2	0.08	0.03 lb
DAHBM04AB0001	1/4" HP	mm	6,35	2,11	1/4"-28 UNF LH	69,85	2,12	16,065 g
		in.	0.25	0.08		2.75	0.08	0.04 lb
DAHBM04AC0001	1/4" HP	mm	6,35	2,11	1/4"-28 UNF LH	76,2	2,12	17,52 g
		in.	0.25	0.08		3	0.08	0.04 lb
DAHBM04AD0001	1/4" HP	mm	6,35	2,11	1/4"-28 UNF LH	101,6	2,12	23,36 g
		in.	0.25	0.08		4	0.08	0.05 lb
DAHBM04AE0001	1/4" HP	mm	6,35	2,11	1/4"-28 UNF LH	152,4	2,12	35,052 g
		in.	0.25	0.08		6	0.08	0.08 lb
DAHBM04AF0001	1/4" HP	mm	6,35	2,11	1/4"-28 UNF LH	203,2	2,12	46,73 g
		in.	0.25	0.08		8	0.08	0.1 lb

DAHBM - Nipple 60k psi (4137 bar)

Part No	Connection	UM	Ø O	Ø I	J	A	Thickness	Weight
DAHBM04AG0001	1/4" HP	mm	6,35	2,11	1/4"-28 UNF LH	254	2,12	58,42 g
		in.	0.25	0.08		10	0.08	0.13 lb
DAHBM04AH0001	1/4" HP	mm	6,35	2,11	1/4"-28 UNF LH	304,8	2,12	70,10 g
		in.	0.25	0.08		12	0.08	0.15 lb
DAHBM06AB0001	3/8" HP	mm	9,53	3,18	3/8"-24 UNF LH	69,85	3,18	34,92 g
		in.	0.38	0.13		2.75	0.13	0.08 lb
DAHBM06AC0001	3/8" HP	mm	9,53	3,18	3/8"-24 UNF LH	76,2	3,18	38,1 g
		in.	0.38	0.13		3	0.13	0.08 lb
DAHBM06AD0001	3/8" HP	mm	9,53	3,18	3/8"-24 UNF LH	101,6	3,18	50,8 g
		in.	0.38	0.13		4	0.13	0.11 lb
DAHBM06AE0001	3/8" HP	mm	9,53	3,18	3/8"-24 UNF LH	152,4	3,18	76,2 g
		in.	0.38	0.13		6	0.13	0.17 lb
DAHBM06AF0001	3/8" HP	mm	9,53	3,18	3/8"-24 UNF LH	203,2	3,18	101,6 g
		in.	0.38	0.13		8	0.13	0.22 lb
DAHBM06AG0001	3/8" HP	mm	9,53	3,18	3/8"-24 UNF LH	254	3,18	127 g
		in.	0.38	0.13		10	0.13	0.28 lb
DAHBM06AH0001	3/8" HP	mm	9,53	3,18	3/8"-24 UNF LH	304,8	3,18	152,4 g
		in.	0.38	0.13		12	0.13	0.34 lb
DAHBM09AB0001	9/16" HP	mm	14,29	4,78	9/16"-18 UNF LH	69,85	4,76	79,62 g
		in.	0.56	0.19		2.75	0.19	0.18 lb
DAHBM09AC0001	9/16" HP	mm	14,29	4,78	9/16"-18 UNF LH	76,2	4,76	86,86 g
		in.	0.56	0.19		3	0.19	0.19 lb
DAHBM09AD0001	9/16" HP	mm	14,29	4,78	9/16"-18 UNF LH	101,6	4,76	115,82 g
		in.	0.56	0.19		4	0.19	0.25 lb
DAHBM09AE0001	9/16" HP	mm	14,29	4,78	9/16"-18 UNF LH	152,4	4,76	173,73 g
		in.	0.56	0.19		6	0.19	0.38 lb
DAHBM09AF0001	9/16" HP	mm	14,29	4,78	9/16"-18 UNF LH	203,2	4,76	231,64 g
		in.	0.56	0.19		8	0.19	0.51 lb
DAHBM09AG0001	9/16" HP	mm	14,29	4,78	9/16"-18 UNF LH	254	4,76	289,56 g
		in.	0.56	0.19		10	0.19	0.64 lb
DAHBM09AH0001	9/16" HP	mm	14,29	4,78	9/16"-18 UNF LH	304,8	4,76	347,47 g
		in.	0.56	0.19		12	0.19	0.76 lb

20k

30k

60k
needle
valve

accessories

nipples

TUBING

TOOLS

SPARE
PARTS

ADAPTERS

PROOF TEST
ADAPTERS

20k - 60k MP AND HP TUBING

Cold draw thick wall seamless tubing

From 1379 to 4137 bar (20,000 to 60,000 psi)

Material

Stainless steel TP316/316L

Temperature range

-252°C to +649°C
(-421°F to +1200°F)

External surface finish

Bright finish, free from lumps, flaws and fissures

Inner surface finish

Minimum 100 RMS = 2,3 Ra µm
= 92 AARH

Tolerance

OD and ID: ±0,1 mm
WT: ±10%

Standard

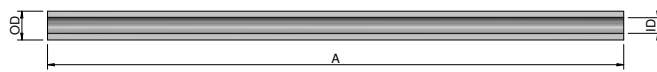
6 meters (20 feet)
Also available in different lengths upon request

Certification

EN 10204 3,1
Eddy current ASTM A450/E426

Description

Cold drawn thick wall seamless tubing for fluid or gas high-pressures applications such as hydraulic, test equipment, waterjet and water-cutting



DTE - MP and HP tubing

Part No	UM	OD	ID	Thickness	WP	Length	Weight
DTE04A600AB01	mm	6,35	2,79	1,78	1379 bar	6 m	0,202 Kg/m
	in.	1/4"	0.11"	0.070"	20.000 psi	19.685 ft	0.136 lbs/ft
DTE06C600AB01	mm	9,53	5,17	2,18	1379 bar	6 m	0,397 Kg/m
	in.	3/8"	0.20"	0.086"	20.000 psi	19.685 ft	0.267 lbs/ft
DTE09E600AB01	mm	14,29	7,94	3,18	1379 bar	6 m	0,877 Kg/m
	in.	9/16"	0.31"	0.125"	20.000 psi	19.685 ft	0.589 lbs/ft
DTE12F600AB01	mm	19,1	11,18	3,96	1379 bar	6 m	1,487 Kg/m
	in.	3/4"	0.44"	0.156"	20.000 psi	19.685 ft	0.999 lbs/ft
DTE16G600AB01	mm	25,4	14,28	5,56	1379 bar	6 m	2,736 Kg/m
	in.	1"	0.56"	0.219"	20.000 psi	19.685 ft	1.839 lbs/ft
DTH04B600AB01	mm	6,35	2,13	2,11	4137 bar	6 m	0,222 Kg/m
	in.	1/4"	0.08"	0.083"	60.000 psi	19.685 ft	0.149 lbs/ft
DTH06E600AB01	mm	9,53	3,17	3,18	4137 bar	6 m	0,501 Kg/m
	in.	3/8"	0.12"	0.125"	60.000 psi	19.685 ft	0.337 lbs/ft
DTH09D600AB01	mm	14,29	4,74	4,78	4137 bar	6 m	1,129 Kg/m
	in.	9/16"	0.19"	0.187"	60.000 psi	19.685 ft	0.759 lbs/ft

TOOLS

High pressure tubing consist of a 58° cone which seal the nipple when fixing the collar on the tubing, Nipples can be factory made to specified lengths or can be prepared through the use of tooling, Three main tools are available to turn high pressure tubing into coned and threaded nipples or to rework the seat,

- Coning tool
- Threading tool
- Reseating tool

All of the above-mentioned products are available for sizes 1/4", 3/8" and 9/16",



15k

20k

30k

60k

TUBING

TOOLS

SPARE PARTS

ADAPTERS

PROOF TEST ADAPTERS

ACCESSORIES THREADING



THREADING TOOL



THREADING TOOL SPARE PARTS

Part No	Description	ID	J
DD12000006A00	THREADING TOOL 1/4" MP-HP	1/4"	n.a.
DD12000007A00	THREADING TOOL 3/8" MP-HP	3/8"	n.a.
DD12000008A00	THREADING TOOL 9/16" MP-HP	9/16"	n.a.
00U0300010428L	THREADING DICE 1/4"	n.a.	1/4"-28 UNF-2A LH
00U0300030824L	THREADING DICE 3/8"	n.a.	3/8"-24 UNF-2A LH
00U0300091618L	THREADING DICE 9/16"	n.a.	9/16"-18 UNF-2A LH

ACCESSORIES CONING

15k


20k

30k

60k

TUBING

TOOLS



CONING TOOL

COLLET

CUTTER

SPARE PARTS

ADAPTERS

PROOF TEST ADAPTERS

Part No	Description	UM	OD Tube	W
DD12000001A00	CONING TOOL	n.a.	n.a.	n.a.
00N1953000607	COLLET 1/4"	mm	n.a.	n.a.
		in.	n.a.	n.a.
00N1953000910	COLLET 3/8"	mm	n.a.	n.a.
		in.	n.a.	n.a.
00N1953001415	COLLET 9/16"	mm	n.a.	n.a.
		in.	n.a.	n.a.
DD14000021C25	CONING CUTTER 20K 1/4" OD-MP	mm	6,35	3,60
		in.	9/64"	0,14
DD14000022C25	CONING CUTTER 20K 3/8" OD-MP	mm	9,53	6,35
		in.	1/4"	0,25
DD14000023C25	CONING CUTTER 20K 9/16" OD-MP	mm	14,29	10,3
		in.	13/32"	0,40
DD14000024C25	CONING CUTTER 60K 1/4" OD-HP	mm	6,35	3,18
		in.	1/8"	0,125
DD14000025C25	CONING CUTTER 60K 3/8" OD-HP	mm	9,53	5,56
		in.	7/32"	0,219
DD14000026C25	CONING CUTTER 60K 9/16" OD-MP	mm	14,29	7,14
		in.	9/32"	0,281

ACCESSORIES BENDING



15k

20k

30k

60k

TUBING

TOOLS

SPARE PARTS

ADAPTERS

PROOF TEST ADAPTERS

Part No	Description
DD12000003A00	BENDING TOOL 1/4" OD-MP/HP
DD12000004A00	BENDING TOOL 3/8" OD-MP/HP
DD12000005A00	BENDING TOOL 9/16" OD-MP/HP


ACCESSORIES RESEATING



RESEATING TOOL



COUNTER SINKER



ADAPTER

Part No	Description	UM	OD Tube	J
DD12000002A00	RESEATING TOOL	n.a.	n.a.	n.a.
DD14000027C25	COUNTER SINKER 20K 1/4" OD-MP	mm	1/4"	n.a.
		in.	6,35	
DD14000028C25	COUNTER SINKER 20K 3/8" OD-MP	mm	3/8"	n.a.
		in.	9,53	
DD14000029C25	COUNTER SINKER 20K 9/16" OD-MP	mm	9/16"	n.a.
		in.	14,29	
DD14000030C25	COUNTER SINKER 60K 1/4" OD-HP	mm	1/4"	n.a.
		in.	6,35	
DD14000031C25	COUNTER SINKER 60K 3/8" OD-HP	mm	3/8"	n.a.
		in.	9,53	
DD14000032C25	COUNTER SINKER 60K 9/16" OD-MP	mm	9/16"	n.a.
		in.	14,29	
DD12000027C01	ADAPTER 20K 1/4" OD-MP	mm	1/4"	7/16"-20 UNF-2B
		in.	6,35	
DD12000028C01	ADAPTER 20K 3/8" OD-MP	mm	3/8"	9/16"-18 UNF-2B
		in.	9,53	
DD12000029C01	ADAPTER 20K 9/16" OD-MP	mm	9/16"	13/16"-16 UN-2B
		in.	14,29	
DD12000030C01	ADAPTER 60K 1/4" OD-HP	mm	1/4"	9/16"-18 UNF-2B
		in.	6,35	
DD12000031C01	ADAPTER 60K 3/8" OD-HP	mm	3/8"	3/4"-16 UNF-2B
		in.	9,53	
DD12000032C01	ADAPTER 60K 9/16" OD-MP	mm	9/16"	1+1/8"-12 UNF-2B
		in.	14,29	

SPARE PARTS BONNET

15k

20k

30k

60k

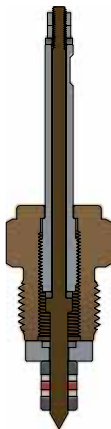
TUBING

TOOLS

SPARE PARTS

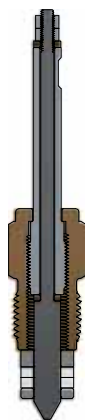
ADAPTERS

PROOF TEST ADAPTERS



BONNET VALVE D042MM 17-4PH

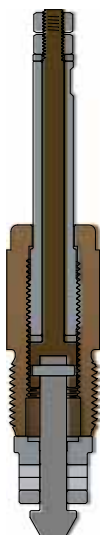
Part No	compatible with		
BD07000001A19	DVHBA04000401	DVHBA06000601	DVHBA09000901
	DVHBB04000401	DVHBB06000601	DVHBB09000901
	DVHBC04000401	DVHBC06000601	DVHBC09000901
	DVHBD04000401	DVHBD06000601	DVHBD09000901



BONNET VALVE D063MM 316/316L

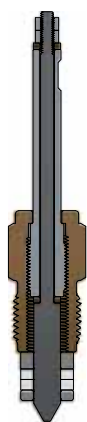
Part No	compatible with		
BD07000002A01	DVDNA04000401	DVDNA06000601	DVDNB04000401
	DVDNB06000601	DVDNC04000401	DVDNC06000601
	DVDND04000401	DVDND06000601	DVEAA04000401
	DVEAA06000601	DVEAB04000401	DVEAB06000601
	DVEAC04000401	DVEAC06000601	DVEAD04000401
	DVEAD06000601		

SPARE PARTS BONNET



BONNET VALVE D110MM 316/316L

Part No	compatible with		
BD07000003A01	DVDNA08000801	DVDNB08000801	DVDNC08000801
	DVDND08000801	DVEAA08000801	DVEAB08000801
	DVEAC08000801	DVEAD08000801	



BONNET VALVE D047MM 17-4PH

Part No	compatible with		
BD07000004A19	DVFBA04000401	DVFBA06000601	DVFBA09000901
	DVFBB04000401	DVFBB06000601	DVFBB09000901
	DVFBC04000401	DVFBC06000601	DVFBC09000901
	DVFBD04000401	DVFBD06000601	DVFBD09000901

15k

20k

30k

60k

TUBING

TOOLS

SPARE PARTS

ADAPTERS

PROOF TEST ADAPTERS

ADAPTERS - CATALOGUE NUMBERING SYSTEM

15k

20k

30k

60k

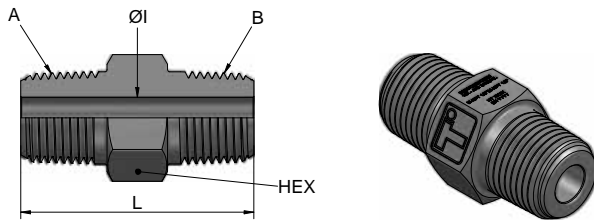
TUBING

TOOLS

SPARE PARTS

ADAPTERS

PROOF TEST ADAPTERS



D 9 D M C 0 2 M C 0 2 0 1




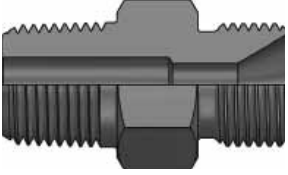
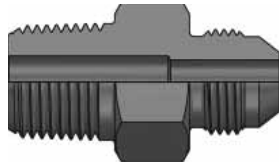
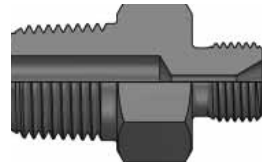





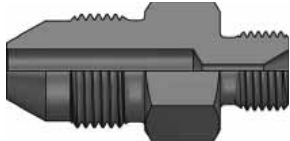

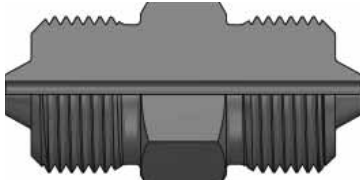
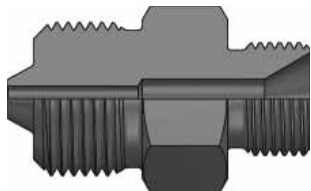
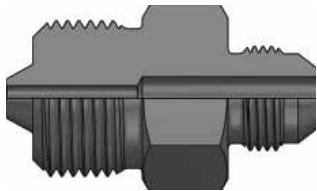
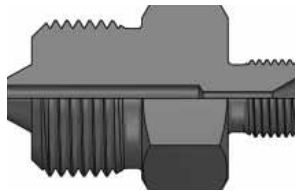

PRODUCT FAMILY	PRESSURE	SIDE-A TYPE		SIDE-A SIZE	
		MALE	FEMALE	INCHES	METRIC
D9 Adapters	A 3,000 psi	MA M- MP	FA F- MP	01 1/16"	06 M6
	B 6,000 psi	MB M- HP	FB F- HP	02 1/8"	07 M7
	C 10,000 psi	MC M- NPT	FC F- NPT	04 1/4"	08 M8
	D 15,000 psi	MD M- JIC	FD F- JIC	06 3/8"	10 M10x1
	E 20,000 psi	ME M- Gas BSPP	FE F- Gas Cone 120°	08 1/2"	12 M12x1,5
	F 30,000 psi	MF M- Type M	FF F- Gauge	09 9/16"	14 M14x1,5
	G 40,000 psi	MG M- Gas	FG F- Gas	12 3/4"	16 M16x1,5
	H 60,000 psi	MH M- SAE	FH F- SAE	14 7/8"	18 M18x1,5
	I 100,000 psi	MI M- Gas Flat Seal	FI F- Gas Flat Seal	16 1"	20 M20x1,5
	J 150,000 psi	ML M- Metric	FJ F- Metric Flat Seal	17 1" 1/16	22 M22x1,5
	K 7,500 psi	MJ M- Metric Flat Seal	FK F- Metric DKOS	18 1" 1/8	24 M24x1,5
	L 50,000 psi	MK M- Metric CES	FL F- MP LH	19 1" 3/16	26 M26x1,5
	M 24,000 psi	MM M- Metric CEL	FM F- HP LH	20 1" 1/4	30 M30x2
		MN M- Metric 60°	FN F- Metric DKOL	24 1" 1/2	36 M36x2
		MO M- Metric 24°	FO F- Metric 60°	32 2"	42 M42x2
		MP Nipple MP RH	FP F- Metric 24°/60°		52 M52x2
		MQ Nipple HP RH	FQ F- Metric		
		MR M- Gas Cone 100°	FR F- Metric HP		
		MS Nipple MP LH	FS F- BSPP 24°/60°		
		MT Nipple HP LH	FT F- Metric HP Compact		
		MU Nipple Metric HP LH	FU F- HP Gland Metric		
			FV F- HP Gland Metric C.		

Catalogue Numbering System is used to compose Transfer Oil Part Number.

To simplify reference to an existing part no. the table below has been provided to identify unambiguously the part no. required. If you do not find a specific part no. or you need a customized one, please contact our Sales Team.

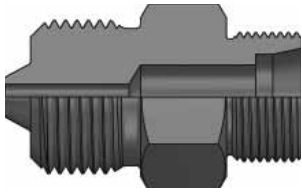
SIDE-B TYPE		SIDE-B SIZE		MATERIAL
MALE	FEMALE	INCHES	METRIC	
MA M- MP	FA F- MP	01 1/16"	06 M6	01 Stainless Steel 316/316L
MB M- HP	FB F- HP	02 1/8"	07 M7	02 Stainless Steel AISI/ASTM 303
MC M- NPT	FC F- NPT	04 1/4"	08 M8	03 Stainless Steel AISI/ASTM 304
MD M- JIC	FD F- JIC	06 3/8"	10 M10X1	04 Stainless Steel AISI/ASTM 304L
ME M- Gas BSPP	FE F- Gas Cone 120°	08 1/2"	12 M12X1,5	05 Stainless Steel AISI/ASTM 316
MF M- Type M	FF F- Gauge	09 9/16"	14 M14X1,5	06 Stainless Steel AISI/ASTM 316L
MG M- Gas	FG F- Gas	12 3/4"	16 M16X1,5	07 Stainless Steel AISI/ASTM 316Ti
MH M- SAE	FH F- SAE	14 7/8"	18 M18X1,5	16 Duplex A182 F51
MI M- Gas Flat Seal	FI F- Gas Flat Seal	16 1"	20 M20X1,5	17 Superduplex A182 F53
ML M- Metric	FJ F- Metric Flat Seal	17 1" 1/16	22 M22X1,5	18 Superduplex A182 F55
MJ M- Metric Flat Seal	FK F- Metric DKOS	18 1" 1/8	24 M24X1,5	20 Monel ASTM A370 Monel 400
MK M- Metric CES	FL F- MP LH	19 1" 3/16	26 M26X1,5	21 Monel K500
MM M- Metric CEL	FM F- HP LH	20 1" 1/4	30 M30X2	22 Hastelloy C276
MN M- Metric 60°	FN F- Metric DKOL	24 1" 1/2	36 M36X2	23 Inconel 625
MO M- Metric 24°	FO F- Metric 60°	32 2"	42 M42X2	24 Incoloy 825
MP Nipple MP RH	FP F- Metric 24°/60°		52 M52X2	
MQ Nipple HP RH	FQ F- Metric			
MR M- Gas Cone 100°	FR F- Metric HP			
MS Nipple MP LH	FS F- BSPP 24°/60°			
MT Nipple HP LH	FT F- Metric HP Compact			
MU Nipple Metric HP LH	FU F- HP Gland Metric			
	FV F- HP Gland Metric C.			

MALE | MALE ADAPTERS VISUAL TABLE

<p>Male NPT Male NPT</p>  <p>Page 60</p>	<p>Male NPT Male MP</p>  <p>Page 61</p>	<p>Male NPT Male HP</p>  <p>Page 62</p>
<p>Male NPT Male BSPP</p>  <p>Page 62</p>	<p>Male NPT Male JIC</p>  <p>Page 63</p>	<p>Male NPT Male Type-M</p>  <p>Page 64</p>
<p>Male NPT Male GAS 100</p>  <p>Page 64</p>	<p>Male MP Male MP</p>  <p>Page 65</p>	<p>Male MP Male HP</p>  <p>Page 65</p>
<p>Male MP Male BSPP</p>  <p>Page 66</p>	<p>Male MP Male JIC</p>  <p>Page 66</p>	<p>Male MP Male Type-M</p>  <p>Page 67</p>
<p>Male MP Male GAS 100</p>  <p>Page 67</p>	<p>Male HP Male HP</p>  <p>Page 68</p>	<p>Male HP Male BSPP</p>  <p>Page 68</p>
<p>Male HP Male JIC</p>  <p>Page 68</p>	<p>Male HP Male Type-M</p>  <p>Page 69</p>	<p>Male HP Male GAS 100</p>  <p>Page 69</p>

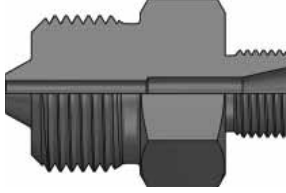
- 15k
- 20k
- 30k
- 60k
- TUBING
- TOOLS
- SPARE PARTS
- ADAPTERS
- MALE MALE
- MALE FEMALE
- FEMALE FEMALE
- PROOF TEST ADAPTERS

Male HP | Male CES



Page 70

Male HP | Male Metric 24/60



Page 70

Male BSPP | Male BSPP



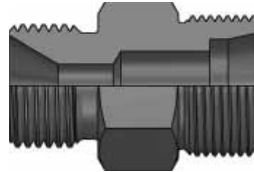
Page 71

Male BSPP | Male Type-M



Page 71

Male BSPP | Male CES



Page 71

Male JIC | Male JIC



Page 72

Male JIC | Male Type-M



Page 72

Male Type-M | Torpedo MP



Page 73

Male Type-M | Torpedo HP



Page 74

Male Type-M | Male Type-M



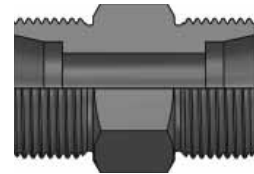
Page 75

Male GAS 100 | Male Type-M



Page 75

Male CES | Male CES



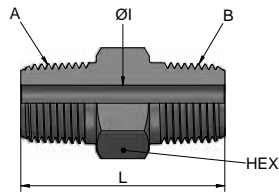
Page 76

Male Metric 24/60 | Male Metric 24/60



Page 77

MALE | MALE ADAPTERS



Male NPT | Male NPT

Part No	Description	Side A	Side B	ID	Hex	L	MAWP
D9DMC01MC0101	1/16 M-NPT M-NPT 1/16 15k 316D	1/16 M-NPT	1/16 M-NPT	3,2	1/2 13	28	15k
D9DMC01MC0201	1/16 M-NPT M-NPT 1/8 15k 316D	1/16 M-NPT	1/8 M-NPT	3,2	1/2 13	28	15k
D9DMC01MC0401	1/16 M-NPT M-NPT 1/4 15k 316D	1/16 M-NPT	1/4 M-NPT	3,2	5/8 16	35	15k
D9DMC02MC0201	1/8 M-NPT M-NPT 1/8 15k 316D	1/8 M-NPT	1/8 M-NPT	4,8	1/2 13	28	15k
D9DMC02MC0401	1/8 M-NPT M-NPT 1/4 15k 316D	1/8 M-NPT	1/4 M-NPT	4,8	5/8 16	35	15k
D9DMC02MC0601	1/8 M-NPT M-NPT 3/8 15k 316D	1/8 M-NPT	3/8 M-NPT	4,8	3/4 19	38	15k
D9DMC04MC0401	1/4 M-NPT M-NPT 1/4 15k 316D	1/4 M-NPT	1/4 M-NPT	6	5/8 16	40	15k
D9DMC04MC0601	1/4 M-NPT M-NPT 3/8 15k 316D	1/4 M-NPT	3/8 M-NPT	6	3/4 19	43	15k
D9DMC04MC0801	1/4 M-NPT M-NPT 1/2 15k 316D	1/4 M-NPT	1/2 M-NPT	6	1 26	49	15k
D9CMC04MC1201	1/4 M-NPT M-NPT 3/4 10k 316D	1/4 M-NPT	3/4 M-NPT	6	1+3/16 30	52	10k
D9CMC04MC1601	1/4 M-NPT M-NPT 1 10k 316D	1/4 M-NPT	1 M-NPT	6	1+1/2 38	58	10k
D9DMC06MC0601	3/8 M-NPT M-NPT 3/8 15k 316D	3/8 M-NPT	3/8 M-NPT	7,5	3/4 19	44	15k
D9DMC06MC0801	3/8 M-NPT M-NPT 1/2 15k 316D	3/8 M-NPT	1/2 M-NPT	7,5	1 26	50	15k
D9CMC06MC1201	3/8 M-NPT M-NPT 3/4 10k 316D	3/8 M-NPT	3/4 M-NPT	7,5	1+3/16 30	53	10k
D9CMC06MC1601	3/8 M-NPT M-NPT 1 10k 316D	3/8 M-NPT	1 M-NPT	7,5	1+1/2 38	59	10k
D9DMC08MC0801	1/2 M-NPT M-NPT 1/2 15k 316D	1/2 M-NPT	1/2 M-NPT	9,5	1 26	54	15k
D9CMC08MC1201	1/2 M-NPT M-NPT 3/4 10k 316D	1/2 M-NPT	3/4 M-NPT	9,5	1+3/16 30	57	10k
D9CMC08MC1601	1/2 M-NPT M-NPT 1 10k 316D	1/2 M-NPT	1 M-NPT	9,5	1+1/2 38	63	10k
D9CMC12MC1201	3/4 M-NPT M-NPT 3/4 10k 316D	3/4 M-NPT	3/4 M-NPT	15	1+3/16 30	58	10k
D9CMC12MC1601	3/4 M-NPT M-NPT 1 10k 316D	3/4 M-NPT	1 M-NPT	15	1+1/2 38	64	10k
D9CMC16MC1601	1 M-NPT M-NPT 1 10k 316D	1 M-NPT	1 M-NPT	20	1+1/2 38	68	10k
D9KMC16MC2001	1 M-NPT M-NPT 1+1/4 7,5k 316D	1 M-NPT	1+1/4 M-NPT	20	1+3/4 45	69	7,5k
D9KMC16MC2401	1 M-NPT M-NPT 1+1/2 7,5k 316D	1 M-NPT	1+1/2 M-NPT	20	2 51	69	7,5k
D9KMC16MC3201	1 M-NPT M-NPT 2 7,5k 316D	1 M-NPT	2 M-NPT	20	2+1/2 64	72	7,5k

15k

20k

30k

60k

TUBING

TOOLS

SPARE PARTS

ADAPTERS

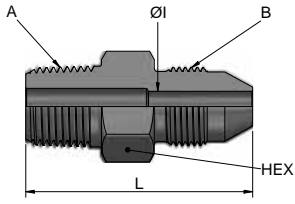
MALE MALE

MALE FEMALE

FEMALE FEMALE

PROOF TEST ADAPTERS

MALE | MALE ADAPTERS



Male NPT | Male MP

Part No	Description	Side A	Side B	ID	Hex	L	MAWP
D9DMC04MA0401	1/4 M-NPT M-MP 1/4 15k 316D	1/4 M-NPT	1/4 M-MP	2,8	5/8 16	44	15k
D9DMC04MA0601	1/4 M-NPT M-MP 3/8 15k 316D	1/4 M-NPT	3/8 M-MP	5,2	5/8 16	48	15k
D9DMC04MA0901	1/4 M-NPT M-MP 9/16 15k 316D	1/4 M-NPT	9/16 M-MP	6	7/8 22	55	15k
D9DMC04MA1201	1/4 M-NPT M-MP 3/4 15k 316D	1/4 M-NPT	3/4 M-MP	6	1+3/16 30	62	15k
D9DMC04MA1601	1/4 M-NPT M-MP 1 15k 316D	1/4 M-NPT	1 M-MP	6	1+1/2 38	76	15k
D9DMC06MA0401	3/8 M-NPT M-MP 1/4 15k 316D	3/8 M-NPT	1/4 M-MP	2,8	3/4 19	47	15k
D9DMC06MA0601	3/8 M-NPT M-MP 3/8 15k 316D	3/8 M-NPT	3/8 M-MP	5,2	3/4 19	51	15k
D9DMC06MA0901	3/8 M-NPT M-MP 9/16 15k 316D	3/8 M-NPT	9/16 M-MP	7,5	7/8 22	56	15k
D9DMC06MA1201	3/8 M-NPT M-MP 3/4 15k 316D	3/8 M-NPT	3/4 M-MP	7,5	1+3/16 30	63	15k
D9DMC06MA1601	3/8 M-NPT M-MP 1 15k 316D	3/8 M-NPT	1 M-MP	7,5	1+1/2 38	77	15k
D9DMC08MA0401	1/2 M-NPT M-MP 1/4 15k 316D	1/2 M-NPT	1/4 M-MP	2,8	1 26	53	15k
D9DMC08MA0601	1/2 M-NPT M-MP 3/8 15k 316D	1/2 M-NPT	3/8 M-MP	5,2	1 26	57	15k
D9DMC08MA0901	1/2 M-NPT M-MP 9/16 15k 316D	1/2 M-NPT	9/16 M-MP	8	1 26	60	15k
D9DMC08MA1201	1/2 M-NPT M-MP 3/4 15k 316D	1/2 M-NPT	3/4 M-MP	9,5	1+3/16 30	67	15k
D9DMC08MA1601	1/2 M-NPT M-MP 1 15k 316D	1/2 M-NPT	1 M-MP	9,5	1+1/2 38	81	15k
D9CMC12MA0901	3/4 M-NPT M-MP 9/16 10k 316D	3/4 M-NPT	9/16 M-MP	8	1+3/16 30	63	10k
D9CMC12MA1201	3/4 M-NPT M-MP 3/4 10k 316D	3/4 M-NPT	3/4 M-MP	11	1+3/16 30	68	10k
D9CMC12MA1601	3/4 M-NPT M-MP 1 10k 316D	3/4 M-NPT	1 M-MP	14,3	1+1/2 38	82	10k
D9CMC16MA0901	1 M-NPT M-MP 9/16 10k 316D	1 M-NPT	9/16 M-MP	8	1+1/2 38	69	10k
D9CMC16MA1201	1 M-NPT M-MP 3/4 10k 316D	1 M-NPT	3/4 M-MP	11	1+1/2 38	74	10k
D9CMC16MA1601	1 M-NPT M-MP 1 10k 316D	1 M-NPT	1 M-MP	14,3	1+1/2 38	86	10k

15k

20k

30k

60k

TUBING

TOOLS

SPARE PARTS

ADAPTERS

MALE MALE

MALE FEMALE

FEMALE FEMALE

PROOF TEST ADAPTERS

MALE | MALE ADAPTERS

15k

20k

30k

60k

TUBING

TOOLS

SPARE PARTS

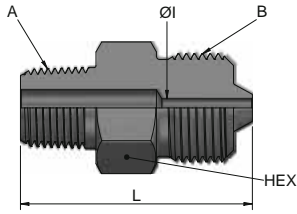
ADAPTERS

MALE MALE

MALE FEMALE

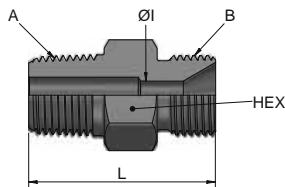
FEMALE FEMALE

PROOF TEST ADAPTERS



Male NPT | Male HP

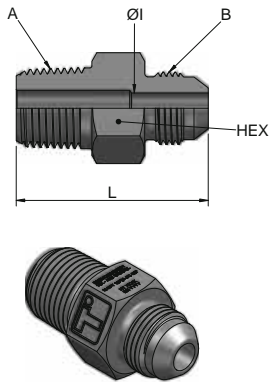
Part No	Description	Side A	Side B	ID	Hex	L	MAWP
D9DMC04MB0401	1/4 M-NPT M-HP 1/4 15k 316D	1/4 M-NPT	1/4 M-HP	2,1	5/8 16	42	15k
D9DMC04MB0601	1/4 M-NPT M-HP 3/8 15k 316D	1/4 M-NPT	3/8 M-HP	3,2	13/16 21	50	15k
D9DMC04MB0901	1/4 M-NPT M-HP 9/16 15k 316D	1/4 M-NPT	9/16 M-HP	4,8	1+3/16 30	57	15k
D9DMC06MB0401	3/8 M-NPT M-HP 1/4 15k 316D	3/8 M-NPT	1/4 M-HP	2,1	3/4 19	45	15k
D9DMC06MB0601	3/8 M-NPT M-HP 3/8 15k 316D	3/8 M-NPT	3/8 M-HP	3,2	13/16 21	51	15k
D9DMC06MB0901	3/8 M-NPT M-HP 9/16 15k 316D	3/8 M-NPT	9/16 M-HP	4,8	1+3/16 30	58	15k
D9DMC08MB0401	1/2 M-NPT M-HP 1/4 15k 316D	1/2 M-NPT	1/4 M-HP	2,1	1 26	51	15k
D9DMC08MB0601	1/2 M-NPT M-HP 3/8 15k 316D	1/2 M-NPT	3/8 M-HP	3,2	1 26	57	15k
D9DMC08MB0901	1/2 M-NPT M-HP 9/16 15k 316D	1/2 M-NPT	9/16 M-HP	4,8	1+3/16 30	62	15k
D9CMC12MB0401	3/4 M-NPT M-HP 1/4 10k 316D	3/4 M-NPT	1/4 M-HP	2,1	1+3/16 30	54	10k
D9CMC12MB0601	3/4 M-NPT M-HP 3/8 10k 316D	3/4 M-NPT	3/8 M-HP	3,2	1+3/16 30	60	10k
D9CMC12MB0901	3/4 M-NPT M-HP 9/16 10k 316D	3/4 M-NPT	9/16 M-HP	4,8	1+3/16 30	63	10k
D9CMC16MB0401	1 M-NPT M-HP 1/4 10k 316D	1 M-NPT	1/4 M-HP	2,1	1+1/2 38	60	10k



Male NPT | Male BSPP

Part No	Description	Side A	Side B	ID	Hex	L	MAWP
D9DMC04ME0401	1/4 M-NPT M-BSPP 1/4 15k 316D	1/4 M-NPT	1/4 M-BSPP	4	5/8 16	37	15k
D9DMC06ME0401	3/8 M-NPT M-BSPP 1/4 15k 316D	3/8 M-NPT	1/4 M-BSPP	4	3/4 19	40	15k
D9DMC08ME0401	1/2 M-NPT M-BSPP 1/4 15k 316D	1/2 M-NPT	1/4 M-BSPP	4	1 26	46	15k
D9DMC08ME0601	1/2 M-NPT M-BSPP 3/8 15k 316D	1/2 M-NPT	3/8 M-BSPP	5	1 26	48	15k
D9DMC08ME0801	1/2 M-NPT M-BSPP 1/2 15k 316D	1/2 M-NPT	1/2 M-BSPP	7,5	1 26	50	15k
D9CMC16ME0601	1 M-NPT M-BSPP 3/8 10k 316D	1 M-NPT	3/8 M-BSPP	5	1+1/2 38	57	10k

MALE | MALE ADAPTERS



Male NPT | Male JIC

Part No	Description	Side A	Side B	ID	Hex	L	MAWP
D9DMC02MD0401	1/8 M-NPT M-JIC 1/4 15k 316D	1/8 M-NPT	1/4 M-JIC	4,4	1/2 13	33	15k
D9DMC02MD0501	1/8 M-NPT M-JIC 5/16 15k 316D	1/8 M-NPT	5/16 M-JIC	4,8	1/2 13	32	15k
D9DMC04MD0401	1/4 M-NPT M-JIC 1/4 15k 316D	1/4 M-NPT	1/4 M-JIC	4,4	5/8 16	40	15k
D9DMC04MD0601	1/4 M-NPT M-JIC 3/8 15k 316D	1/4 M-NPT	3/8 M-JIC	5,8	5/8 16	40	15k
D9DMC04MD0801	1/4 M-NPT M-JIC 1/2 15k 316D	1/4 M-NPT	1/2 M-JIC	6	13/16 21	44	15k
D9DMC06MD0401	3/8 M-NPT M-JIC 1/4 15k 316D	3/8 M-NPT	1/4 M-JIC	4,4	3/4 19	43	15k
D9DMC06MD0601	3/8 M-NPT M-JIC 3/8 15k 316D	3/8 M-NPT	3/8 M-JIC	5,8	3/4 19	43	15k
D9DMC06MD0801	3/8 M-NPT M-JIC 1/2 15k 316D	3/8 M-NPT	1/2 M-JIC	7,5	13/16 21	45	15k
D9DMC08MD0401	1/2 M-NPT M-JIC 1/4 15k 316D	1/2 M-NPT	1/4 M-JIC	4,4	1 26	49	15k
D9DMC08MD0601	1/2 M-NPT M-JIC 3/8 15k 316D	1/2 M-NPT	3/8 M-JIC	5,8	1 26	49	15k
D9DMC08MD0801	1/2 M-NPT M-JIC 1/2 15k 316D	1/2 M-NPT	1/2 M-JIC	8	1 26	51	15k
D9CMC12MD0601	3/4 M-NPT M-JIC 3/8 10k 316D	3/4 M-NPT	3/8 M-JIC	5,8	1+3/16 30	52	10k
D9CMC12MD0801	3/4 M-NPT M-JIC 1/2 10k 316D	3/4 M-NPT	1/2 M-JIC	8	1+3/16 30	54	10k
D9CMC12MD1201	3/4 M-NPT M-JIC 3/4 10k 316D	3/4 M-NPT	3/4 M-JIC	11	1+3/16 30	59	10k
D9CMC12MD1601	3/4 M-NPT M-JIC 1 10k 316D	3/4 M-NPT	1 M-JIC	14	1+3/8 35	60	10k
D9CMC16MD0801	1 M-NPT M-JIC 1/2 10k 316D	1 M-NPT	1/2 M-JIC	8	1+1/2 38	60	10k
D9CMC16MD1201	1 M-NPT M-JIC 3/4 10k 316D	1 M-NPT	3/4 M-JIC	11	1+1/2 38	65	10k
D9CMC16MD1601	1 M-NPT M-JIC 1 10k 316D	1 M-NPT	1 M-JIC	14	1+1/2 38	66	10k

- 15k
-
- 20k
-
- 30k
-
- 60k
-
- TUBING
-
- TOOLS
-
- SPARE PARTS
-
- ADAPTERS
-
- MALE MALE
-
- MALE FEMALE
-
- FEMALE FEMALE
-
- PROOF TEST ADAPTERS

MALE | MALE ADAPTERS

15k

20k

30k

60k

TUBING

TOOLS

SPARE PARTS

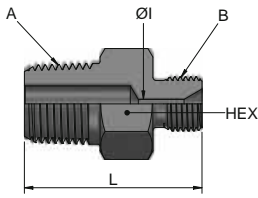
ADAPTERS

MALE MALE

MALE FEMALE

FEMALE FEMALE

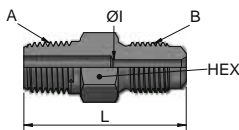
PROOF TEST ADAPTERS



Male NPT | Male Type-M

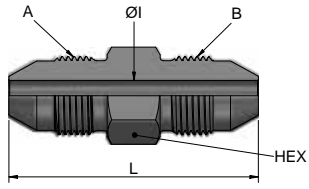
Part No	Description	Side A	Side B	ID	Hex	L	MAWP
D9DMC02MF0901	1/8 M-NPT M-TM 9/16 15k 316D	1/8 M-NPT	9/16 M-TM	2,4	5/8 16	33	15k
D9DMC04MF0901	1/4 M-NPT M-TM 9/16 15k 316D	1/4 M-NPT	9/16 M-TM	2,4	5/8 16	38	15k
D9DMC04MF1201	1/4 M-NPT M-TM 3/4 15k 316D	1/4 M-NPT	3/4 M-TM	6	3/4 19	43	15k
D9DMC04MF1601	1/4 M-NPT M-TM 1 15k 316D	1/4 M-NPT	1 M-TM	6	1 26	45	15k
D9DMC06MF0901	3/8 M-NPT M-TM 9/16 15k 316D	3/8 M-NPT	9/16 M-TM	2,4	3/4 19	41	15k
D9DMC06MF1201	3/8 M-NPT M-TM 3/4 15k 316D	3/8 M-NPT	3/4 M-TM	7,5	3/4 19	44	15k
D9DMC06MF1601	3/8 M-NPT M-TM 1 15k 316D	3/8 M-NPT	1 M-TM	7,5	1 26	46	15k
D9DMC08MF0901	1/2 M-NPT M-TM 9/16 15k 316D	1/2 M-NPT	9/16 M-TM	2,4	1 26	47	15k
D9DMC08MF1201	1/2 M-NPT M-TM 3/4 15k 316D	1/2 M-NPT	3/4 M-TM	8	1 26	50	15k
D9DMC08MF1601	1/2 M-NPT M-TM 1 15k 316D	1/2 M-NPT	1 M-TM	9,5	1 26	50	15k
D9DMC08MF2101	1/2 M-NPT M-TM 1+5/16 15k 316D	1/2 M-NPT	1+5/16 M-TM	9,5	1+3/8 35	52	15k
D9CMC12MF0901	3/4 M-NPT M-TM 9/16 10k 316D	3/4 M-NPT	9/16 M-TM	2,4	1+3/16 30	50	10k
D9CMC12MF1201	3/4 M-NPT M-TM 3/4 10k 316D	3/4 M-NPT	3/4 M-TM	8	1+3/16 30	53	10k
D9CMC12MF1601	3/4 M-NPT M-TM 1 10k 316D	3/4 M-NPT	1 M-TM	10	1+3/16 30	53	10k
D9CMC12MF2101	3/4 M-NPT M-TM 1+5/16 10k 316D	3/4 M-NPT	1+5/16 M-TM	15	1+3/8 35	53	10k
D9CMC16MF0901	1 M-NPT M-TM 9/16 10k 316D	1 M-NPT	9/16 M-TM	2,4	1+1/2 38	56	10k
D9CMC16MF1201	1 M-NPT M-TM 3/4 10k 316D	1 M-NPT	3/4 M-TM	8	1+1/2 38	59	10k
D9CMC16MF1601	1 M-NPT M-TM 1 10k 316D	1 M-NPT	1 M-TM	10	1+1/2 38	59	10k
D9CMC16MF2101	1 M-NPT M-TM 1+5/16 10k 316D	1 M-NPT	1+5/16 M-TM	17	1+1/2 38	59	10k
D9KMC20MF1601	1+1/4 M-NPT M-TM 1 7,5k 316D	1+1/4 M-NPT	1 M-TM	10	1+3/4 45	60	7,5k
D9KMC20MF2101	1+1/4 M-NPT M-TM 1+5/16 7,5k 316D	1+1/4 M-NPT	1+5/16 M-TM	17	1+3/4 45	60	7,5k
D9KMC24MF1601	1+1/2 M-NPT M-TM 1 7,5k 316D	1+1/2 M-NPT	1 M-TM	10	2 51	60	7,5k
D9KMC24MF2101	1+1/2 M-NPT M-TM 1+5/16 7,5k 316D	1+1/2 M-NPT	1+5/16 M-TM	17	2 51	60	7,5k
D9KMC32MF1601	2 M-NPT M-TM 1 7,5k 316D	2 M-NPT	1 M-TM	10	2+1/2 64	63	7,5k
D9KMC32MF2101	2 M-NPT M-TM 1+5/16 7,5k 316D	2 M-NPT	1+5/16 M-TM	17	2+1/2 64	63	7,5k

Male NPT | Male GAS 100



Part No	Description	Side A	Side B	ID	Hex	L	MAWP
D9DMC04MR0401	1/4 M-NPT M-G100 1/4 15k 316D	1/4 M-NPT	1/4 M-G100	4	5/8 16	43	15k

MALE | MALE ADAPTERS



Male MP | Male MP

Part No	Description	Side A	Side B	ID	Hex	L	MAWP
D9EMA04MA0401	1/4 M-MP M-MP 1/4 20k 316D	1/4 M-MP	1/4 M-MP	2,8	1/2 13	45	20k
D9EMA04MA0601	1/4 M-MP M-MP 3/8 20k 316D	1/4 M-MP	3/8 M-MP	2,8	5/8 16	51	20k
D9EMA04MA0901	1/4 M-MP M-MP 9/16 20k 316D	1/4 M-MP	9/16 M-MP	2,8	7/8 22	59	20k
D9EMA04MA1201	1/4 M-MP M-MP 3/4 20k 316D	1/4 M-MP	3/4 M-MP	2,8	1+3/16 30	65	20k
D9EMA04MA1601	1/4 M-MP M-MP 1 20k 316D	1/4 M-MP	1 M-MP	2,8	1+1/2 38	80	20k
D9EMA06MA0601	3/8 M-MP M-MP 3/8 20k 316D	3/8 M-MP	3/8 M-MP	5,2	5/8 16	55	20k
D9EMA06MA0901	3/8 M-MP M-MP 9/16 20k 316D	3/8 M-MP	9/16 M-MP	5,2	7/8 22	63	20k
D9EMA06MA1201	3/8 M-MP M-MP 3/4 20k 316D	3/8 M-MP	3/4 M-MP	5,2	1+3/16 30	69	20k
D9EMA06MA1601	3/8 M-MP M-MP 1 20k 316D	3/8 M-MP	1 M-MP	5,2	1+1/2 38	84	20k
D9EMA09MA0901	9/16 M-MP M-MP 9/16 20k 316D	9/16 M-MP	9/16 M-MP	8	7/8 22	66	20k
D9EMA09MA1201	9/16 M-MP M-MP 3/4 20k 316D	9/16 M-MP	3/4 M-MP	8	1+3/16 30	73	20k
D9EMA09MA1601	9/16 M-MP M-MP 1 20k 316D	9/16 M-MP	1 M-MP	8	1+1/2 38	87	20k
D9EMA12MA1201	3/4 M-MP M-MP 3/4 20k 316D	3/4 M-MP	3/4 M-MP	11	1+3/16 30	77	20k
D9EMA12MA1601	3/4 M-MP M-MP 1 20k 316D	3/4 M-MP	1 M-MP	11	1+1/2 38	92	20k
D9EMA16MA1601	1 M-MP M-MP 1 20k 316D	1 M-MP	1 M-MP	14,3	1+1/2 38	104	20k

15k

20k

30k

60k

TUBING

TOOLS

SPARE PARTS

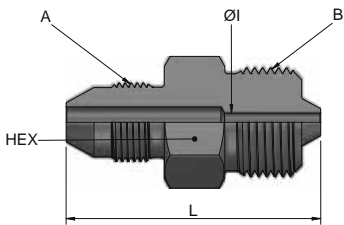
ADAPTERS

MALE MALE

MALE FEMALE

FEMALE FEMALE

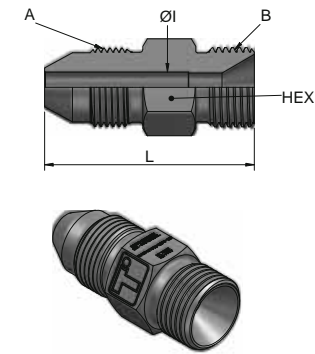
PROOF TEST ADAPTERS



Male MP | Male HP

Part No	Description	Side A	Side B	ID	Hex	L	MAWP
D9EMA04MB0401	1/4 M-MP M-HP 1/4 20k 316D	1/4 M-MP	1/4 M-HP	2,1	5/8 16	46	20k
D9EMA04MB0601	1/4 M-MP M-HP 3/8 20k 316D	1/4 M-MP	3/8 M-HP	2,8	13/16 21	53	20k
D9EMA04MB0901	1/4 M-MP M-HP 9/16 20k 316D	1/4 M-MP	9/16 M-HP	2,8	1+3/16 30	60	20k
D9EMA06MB0401	3/8 M-MP M-HP 1/4 20k 316D	3/8 M-MP	1/4 M-HP	2,1	5/8 16	50	20k
D9EMA06MB0601	3/8 M-MP M-HP 3/8 20k 316D	3/8 M-MP	3/8 M-HP	3,2	13/16 21	57	20k
D9EMA06MB0901	3/8 M-MP M-HP 9/16 20k 316D	3/8 M-MP	9/16 M-HP	4,8	1+3/16 30	64	20k
D9EMA09MB0401	9/16 M-MP M-HP 1/4 20k 316D	9/16 M-MP	1/4 M-HP	2,1	7/8 22	57	20k
D9EMA09MB0601	9/16 M-MP M-HP 3/8 20k 316D	9/16 M-MP	3/8 M-HP	3,2	7/8 22	63	20k
D9EMA09MB0901	9/16 M-MP M-HP 9/16 20k 316D	9/16 M-MP	9/16 M-HP	4,8	1+3/16 30	68	20k
D9EMA12MB0401	3/4 M-MP M-HP 1/4 20k 316D	3/4 M-MP	1/4 M-HP	2,1	1+3/16 30	64	20k
D9EMA12MB0601	3/4 M-MP M-HP 3/8 20k 316D	3/4 M-MP	3/8 M-HP	3,2	1+3/16 30	69	20k
D9EMA12MB0901	3/4 M-MP M-HP 9/16 20k 316D	3/4 M-MP	9/16 M-HP	4,8	1+3/16 30	72	20k
D9EMA16MB0401	1 M-MP M-HP 1/4 20k 316D	1 M-MP	1/4 M-HP	2,1	1+1/2 38	78	20k
D9EMA16MB0601	1 M-MP M-HP 3/8 20k 316D	1 M-MP	3/8 M-HP	3,2	1+1/2 38	84	20k
D9EMA16MB0901	1 M-MP M-HP 9/16 20k 316D	1 M-MP	9/16 M-HP	4,8	1+1/2 38	87	20k

MALE | MALE ADAPTERS



Male MP | Male BSPP

Part No	Description	Side A	Side B	ID	Hex	L	MAWP
D9EMA04ME0401	1/4 M-MP M-BSPP 1/4 20k 316D	1/4 M-MP	1/4 M-BSPP	2,8	5/8 16	41	20k
D9EMA06ME0401	3/8 M-MP M-BSPP 1/4 20k 316D	3/8 M-MP	1/4 M-BSPP	4	5/8 16	45	20k
D9EMA06ME0601	3/8 M-MP M-BSPP 3/8 20k 316D	3/8 M-MP	3/8 M-BSPP	5	3/4 19	48	20k
D9EMA09ME0401	9/16 M-MP M-BSPP 1/4 20k 316D	9/16 M-MP	1/4 M-BSPP	4	7/8 22	52	20k
D9EMA09ME0601	9/16 M-MP M-BSPP 3/8 20k 316D	9/16 M-MP	3/8 M-BSPP	5	7/8 22	54	20k
D9EMA09ME0801	9/16 M-MP M-BSPP 1/2 20k 316D	9/16 M-MP	1/2 M-BSPP	7,5	7/8 22	56	20k

15k

20k

30k

60k

TUBING

TOOLS

SPARE PARTS

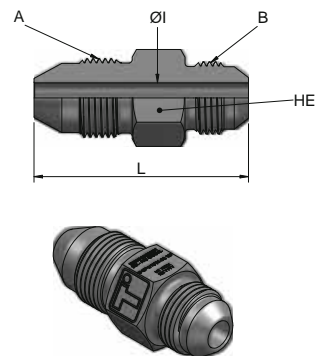
ADAPTERS

MALE MALE

MALE FEMALE

FEMALE FEMALE

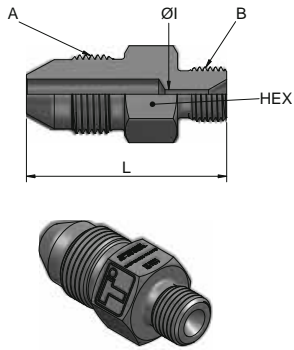
PROOF TEST ADAPTERS



Male MP | Male JIC

Part No	Description	Side A	Side B	ID	Hex	L	MAWP
D9EMA04MD0401	1/4 M-MP M-JIC 1/4 20k 316D	1/4 M-MP	1/4 M-JIC	2,8	1/2 13	41	20k
D9EMA04MD0601	1/4 M-MP M-JIC 3/8 20k 316D	1/4 M-MP	3/8 M-JIC	2,8	5/8 16	43	20k
D9EMA04MD0801	1/4 M-MP M-JIC 1/2 20k 316D	1/4 M-MP	1/2 M-JIC	2,8	13/16 21	48	20k
D9EMA06MD0401	3/8 M-MP M-JIC 1/4 20k 316D	3/8 M-MP	1/4 M-JIC	4,4	5/8 16	47	20k
D9EMA06MD0601	3/8 M-MP M-JIC 3/8 20k 316D	3/8 M-MP	3/8 M-JIC	5,2	5/8 16	47	20k
D9EMA06MD0801	3/8 M-MP M-JIC 1/2 20k 316D	3/8 M-MP	1/2 M-JIC	5,2	13/16 21	52	20k
D9EMA09MD0401	9/16 M-MP M-JIC 1/4 20k 316D	9/16 M-MP	1/4 M-JIC	4,4	7/8 22	55	20k
D9EMA09MD0601	9/16 M-MP M-JIC 3/8 20k 316D	9/16 M-MP	3/8 M-JIC	5,8	7/8 22	55	20k
D9EMA09MD1001	9/16 M-MP M-JIC 5/8 20k 316D	9/16 M-MP	5/8 M-JIC	8	1 26	60	20k
D9DMA09MD1201	9/16 M-MP M-JIC 3/4 15k 316D	9/16 M-MP	3/4 M-JIC	8	1+3/16 30	64	15k
D9DMA09MD1601	9/16 M-MP M-JIC 1 15k 316D	9/16 M-MP	1 M-JIC	8	1+3/8 35	65	15k
D9EMA12MD0601	3/4 M-MP M-JIC 3/8 20k 316D	3/4 M-MP	3/8 M-JIC	5,8	1+3/16 30	61	20k
D9EMA12MD0801	3/4 M-MP M-JIC 1/2 20k 316D	3/4 M-MP	1/2 M-JIC	8	1+3/16 30	64	20k
D9DMA12MD1201	3/4 M-MP M-JIC 3/4 15k 316D	3/4 M-MP	3/4 M-JIC	11	1+3/16 30	69	15k
D9DMA12MD1601	3/4 M-MP M-JIC 1 15k 316D	3/4 M-MP	1 M-JIC	11	1+3/8 35	70	15k
D9EMA16MD0801	1 M-MP M-JIC 1/2 20k 316D	1 M-MP	1/2 M-JIC	8	1+1/2 38	78	20k
D9DMA16MD1201	1 M-MP M-JIC 3/4 15k 316D	1 M-MP	3/4 M-JIC	11	1+1/2 38	83	15k
D9DMA16MD1601	1 M-MP M-JIC 1 15k 316D	1 M-MP	1 M-JIC	14	1+1/2 38	84	15k

MALE | MALE ADAPTERS



Male MP | Male Type-M

Part No	Description	Side A	Side B	ID	Hex	L	MAWP
D9EMA04MF0901	1/4 M-MP M-TM 9/16 20k 316D	1/4 M-MP	9/16 M-TM	2,4	5/8 16	42	20k
D9EMA04MF1201	1/4 M-MP M-TM 3/4 20k 316D	1/4 M-MP	3/4 M-TM	2,8	3/4 19	47	20k
D9EMA04MF1601	1/4 M-MP M-TM 1 20k 316D	1/4 M-MP	1 M-TM	2,8	1 26	49	20k
D9EMA06MF0901	3/8 M-MP M-TM 9/16 20k 316D	3/8 M-MP	9/16 M-TM	2,4	5/8 16	46	20k
D9EMA06MF1201	3/8 M-MP M-TM 3/4 20k 316D	3/8 M-MP	3/4 M-TM	5,2	3/4 19	51	20k
D9EMA06MF1601	3/8 M-MP M-TM 1 20k 316D	3/8 M-MP	1 M-TM	5,2	1 26	53	20k
D9EMA09MF0901	9/16 M-MP M-TM 9/16 20k 316D	9/16 M-MP	9/16 M-TM	2,4	7/8 22	53	20k
D9EMA09MF1201	9/16 M-MP M-TM 3/4 20k 316D	9/16 M-MP	3/4 M-TM	8	7/8 22	56	20k
D9EMA09MF1601	9/16 M-MP M-TM 1 20k 316D	9/16 M-MP	1 M-TM	8	1 26	56	20k
D9EMA09MF2101	9/16 M-MP M-TM 1+5/16 20k 316D	9/16 M-MP	1+5/16 M-TM	8	1+3/8 35	58	20k
D9EMA12MF0901	3/4 M-MP M-TM 9/16 20k 316D	3/4 M-MP	9/16 M-TM	2,4	1+3/16 30	60	20k
D9EMA12MF1201	3/4 M-MP M-TM 3/4 20k 316D	3/4 M-MP	3/4 M-TM	8	1+3/16 30	63	20k
D9EMA12MF1601	3/4 M-MP M-TM 1 20k 316D	3/4 M-MP	1 M-TM	10	1+3/16 30	63	20k
D9EMA12MF2101	3/4 M-MP M-TM 1+5/16 20k 316D	3/4 M-MP	1+5/16 M-TM	11	1+3/8 35	63	20k
D9EMA16MF0901	1 M-MP M-TM 9/16 20k 316D	1 M-MP	9/16 M-TM	2,4	1+1/2 38	74	20k
D9EMA16MF1201	1 M-MP M-TM 3/4 20k 316D	1 M-MP	3/4 M-TM	8	1+1/2 38	77	20k
D9EMA16MF1601	1 M-MP M-TM 1 20k 316D	1 M-MP	1 M-TM	10	1+1/2 38	77	20k
D9EMA16MF2101	1 M-MP M-TM 1+5/16 20k 316D	1 M-MP	1+5/16 M-TM	14,3	1+1/2 38	77	20k

15k

20k

30k

60k

TUBING

TOOLS

SPARE PARTS

ADAPTERS

MALE MALE

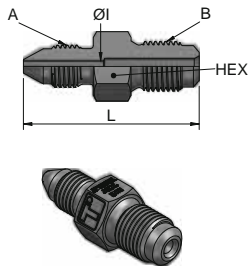
MALE FEMALE

FEMALE FEMALE

PROOF TEST ADAPTERS

Male MP | Male GAS 100

Part No	Description	Side A	Side B	ID	Hex	L	MAWP
D9EMA04MR0401	1/4 M-MP M-G100 1/4 20k 316D	1/4 M-MP	1/4 M-G100	2,8	5/8 16	47	20k



MALE | MALE ADAPTERS

15k

20k

30k

60k

TUBING

TOOLS

SPARE PARTS

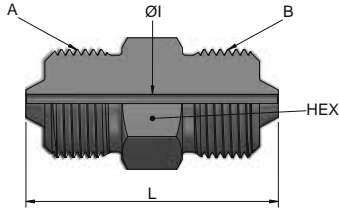
ADAPTERS

MALE MALE

MALE FEMALE

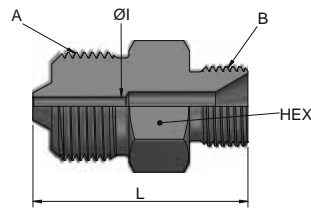
FEMALE FEMALE

PROOF TEST ADAPTERS



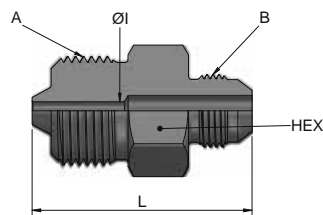
Male HP | Male HP

Part No	Description	Side A	Side B	ID	Hex	L	MAWP
D9HMB04MB0401	1/4 M-HP M-HP 1/4 60k 316D	1/4 M-HP	1/4 M-HP	2,1	5/8 16	44	60k
D9HMB04MB0601	1/4 M-HP M-HP 3/8 60k 316D	1/4 M-HP	3/8 M-HP	2,1	13/16 21	52	60k
D9HMB04MB0901	1/4 M-HP M-HP 9/16 60k 316D	1/4 M-HP	9/16 M-HP	2,1	1+3/16 30	59	60k
D9HMB06MB0601	3/8 M-HP M-HP 3/8 60k 316D	3/8 M-HP	3/8 M-HP	3,2	13/16 21	57	60k
D9HMB06MB0901	3/8 M-HP M-HP 9/16 60k 316D	3/8 M-HP	9/16 M-HP	3,2	1+3/16 30	64	60k
D9HMB09MB0901	9/16 M-HP M-HP 9/16 60k 316D	9/16 M-HP	9/16 M-HP	4,8	1+3/16 30	67	60k



Male HP | Male BSPP

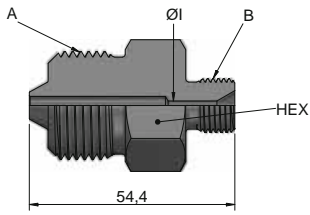
Part No	Description	Side A	Side B	ID	Hex	L	MAWP
D9FMB04ME0401	1/4 M-HP M-BSPP 1/4 30k 316D	1/4 M-HP	1/4 M-BSPP	2,1	5/8 16	39	30k
D9FMB04ME0601	1/4 M-HP M-BSPP 3/8 30k 316D	1/4 M-HP	3/8 M-BSPP	2,1	3/4 19	43	30k
D9FMB06ME0601	3/8 M-HP M-BSPP 3/8 30k 316D	3/8 M-HP	3/8 M-BSPP	3,2	13/16 21	48	30k
D9FMB09ME0401	9/16 M-HP M-BSPP 1/4 30k 316D	9/16 M-HP	1/4 M-BSPP	4	1+3/16 30	54	30k
D9FMB09ME0601	9/16 M-HP M-BSPP 3/8 30k 316D	9/16 M-HP	3/8 M-BSPP	4,8	1+3/16 30	55	30k
D9FMB09ME0801	9/16 M-HP M-BSPP 1/2 30k 316D	9/16 M-HP	1/2 M-BSPP	4,8	1+3/16 30	57	30k
D9FMB09ME1201	9/16 M-HP M-BSPP 3/4 30k 316D	9/16 M-HP	3/4 M-BSPP	4,8	1+3/16 30	59	30k
D9FMB09ME1601	9/16 M-HP M-BSPP 1 30k 316D	9/16 M-HP	1 M-BSPP	4,8	1+1/2 38	63	30k



Male HP | Male JIC

Part No	Description	Side A	Side B	ID	Hex	L	MAWP
D9EMB04MD0401	1/4 M-HP M-JIC 1/4 20k 316D	1/4 M-HP	1/4 M-JIC	2,1	5/8 16	42	20k
D9EMB04MD0601	1/4 M-HP M-JIC 3/8 20k 316D	1/4 M-HP	3/8 M-JIC	2,1	5/8 16	42	20k
D9EMB04MD0801	1/4 M-HP M-JIC 1/2 20k 316D	1/4 M-HP	1/2 M-JIC	2,1	13/16 21	46	20k
D9EMB06MD0401	3/8 M-HP M-JIC 1/4 20k 316D	3/8 M-HP	1/4 M-JIC	3,2	13/16 21	49	20k
D9EMB06MD0601	3/8 M-HP M-JIC 3/8 20k 316D	3/8 M-HP	3/8 M-JIC	3,2	13/16 21	49	20k
D9EMB06MD0801	3/8 M-HP M-JIC 1/2 20k 316D	3/8 M-HP	1/2 M-JIC	3,2	13/16 21	52	20k
D9EMB09MD0601	9/16 M-HP M-JIC 3/8 20k 316D	9/16 M-HP	3/8 M-JIC	4,8	1+3/16 30	56	20k
D9EMB09MD0801	9/16 M-HP M-JIC 1/2 20k 316D	9/16 M-HP	1/2 M-JIC	4,8	1+3/16 30	59	20k
D9DMB09MD1201	9/16 M-HP M-JIC 3/4 15k 316D	9/16 M-HP	3/4 M-JIC	4,8	1+3/16 30	64	15k
D9DMB09MD1601	9/16 M-HP M-JIC 1 15k 316D	9/16 M-HP	1 M-JIC	4,8	1+3/8 35	65	15k

MALE | MALE ADAPTERS



Male HP | Male Type-M

Part No	Description	Side A	Side B	ID	Hex	L	MAWP
D9HMB04MF0901	1/4 M-HP M-TM 9/16 60k 316D	1/4 M-HP	9/16 M-TM	2,1	5/8 16	40	60k
D9FMB04MF1201	1/4 M-HP M-TM 3/4 30k 316D	1/4 M-HP	3/4 M-TM	2,1	3/4 19	45	30k
D9HMB06MF0901	3/8 M-HP M-TM 9/16 60k 316D	3/8 M-HP	9/16 M-TM	2,4	13/16 21	48	60k
D9FMB06MF1201	3/8 M-HP M-TM 3/4 30k 316D	3/8 M-HP	3/4 M-TM	3,2	13/16 21	51	30k
D9LMB06MF1401	3/8 M-HP M-TM 7/8 50k 316D	3/8 M-HP	7/8 M-TM	3,2	1 26	56	50k
D9HMB09MF0901	9/16 M-HP M-TM 9/16 60k 316D	9/16 M-HP	9/16 M-TM	2,4	1+3/16 30	55	60k
D9FMB09MF1201	9/16 M-HP M-TM 3/4 30k 316D	9/16 M-HP	3/4 M-TM	4,8	1+3/16 30	58	30k
D9LMB09MF1401	9/16 M-HP M-TM 7/8 50k 316D	9/16 M-HP	7/8 M-TM	3,8	1+3/16 30	61	50k
D9FMB09MF1601	9/16 M-HP M-TM 1 30k 316D	9/16 M-HP	1 M-TM	4,8	1+3/16 30	58	30k
D9LMB09MF1801	9/16 M-HP M-TM 1+1/8 50k 316D	9/16 M-HP	1+1/8 M-TM	4,8	1+3/16 30	58	50k
D9EMB09MF2101	9/16 M-HP M-TM 1+5/16 20k 316D	9/16 M-HP	1+5/16 M-TM	4,8	1+3/8 35	58	20k

15k

20k

30k

60k

TUBING

TOOLS

SPARE PARTS

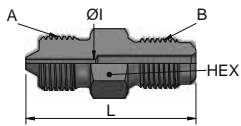
ADAPTERS

MALE MALE

MALE FEMALE

FEMALE FEMALE

PROOF TEST ADAPTERS



Male HP | Male GAS 100

Part No	Description	Side A	Side B	ID	Hex	L	MAWP
D9FMB04MR0401	1/4 M-HP M-G100 1/4 30k 316D	1/4 M-HP	1/4 M-G100	2,1	5/8 16	45	30k

MALE | MALE ADAPTERS

15k

20k

30k

60k

TUBING

TOOLS

SPARE PARTS

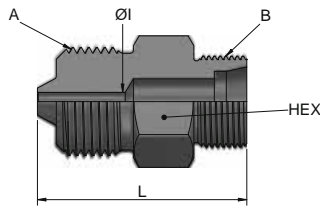
ADAPTERS

MALE MALE

MALE FEMALE

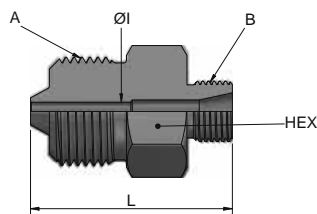
FEMALE FEMALE

PROOF TEST ADAPTERS



Male HP | Male CES

Part No	Description	Side A	Side B	ID	Hex	L	MAWP
D9GMB04MK1801	1/4 M-HP M-CES M18 40k 316D	1/4 M-HP	M18 M-CES	2,1	7/8 22	43	40k
D9GMB04MK2001	1/4 M-HP M-CES M20 40k 316D	1/4 M-HP	M20 M-CES	2,1	7/8 22	43	40k
D9GMB06MK1801	3/8 M-HP M-CES M18 40k 316D	3/8 M-HP	M18 M-CES	3,2	7/8 22	49	40k
D9GMB06MK2001	3/8 M-HP M-CES M20 40k 316D	3/8 M-HP	M20 M-CES	3,2	7/8 22	49	40k
D9GMB06MK2201	3/8 M-HP M-CES M22 40k 316D	3/8 M-HP	M22 M-CES	3,2	1 26	51	40k
D9LMB06MK2401	3/8 M-HP M-CES M24 50k 316D	3/8 M-HP	M24 M-CES	3,2	1 26	51	50k
D9FMB06MK3001	3/8 M-HP M-CES M30 30k 316D	3/8 M-HP	M30 M-CES	3,2	1+3/8 35	55	30k
D9MMB06MK3601	3/8 M-HP M-CES M36 24k 316D	3/8 M-HP	M36 M-CES	3,2	1+1/2 38	59	24k
D9DMB06MK4201	3/8 M-HP M-CES M42 15k 316D	3/8 M-HP	M42 M-CES	3,2	1+3/4 45	61	15k
D9GMB09MK1801	9/16 M-HP M-CES M18 40k 316D	9/16 M-HP	M18 M-CES	4,8	1+3/16 30	54	40k
D9GMB09MK2001	9/16 M-HP M-CES M20 40k 316D	9/16 M-HP	M20 M-CES	4,8	1+3/16 30	54	40k
D9GMB09MK2201	9/16 M-HP M-CES M22 40k 316D	9/16 M-HP	M22 M-CES	4,8	1+3/16 30	56	40k
D9LMB09MK2401	9/16 M-HP M-CES M24 50k 316D	9/16 M-HP	M24 M-CES	4,8	1+3/16 30	56	50k
D9FMB09MK3001	9/16 M-HP M-CES M30 30k 316D	9/16 M-HP	M30 M-CES	4,8	1+3/8 35	58	30k
D9MMB09MK3601	9/16 M-HP M-CES M36 24k 316D	9/16 M-HP	M36 M-CES	4,8	1+1/2 38	62	24k
D9DMB09MK4201	9/16 M-HP M-CES M42 15k 316D	9/16 M-HP	M42 M-CES	4,8	1+3/4 45	64	15k

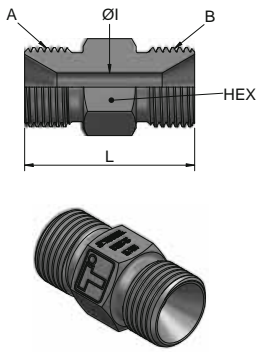


Male HP | Male Metric 24/60

Part No	Description	Side A	Side B	ID	Hex	L	MAWP
D9LMB06MO1401	3/8 M-HP M-246 M14 50k 316D	3/8 M-HP	M14 M-246	3,2	13/16 21	45	50k
D9FMB06MO1601	3/8 M-HP M-246 M16 30k 316D	3/8 M-HP	M16 M-246	3,2	13/16 21	45	30k
D9LMB09MO1401	9/16 M-HP M-246 M14 50k 316D	9/16 M-HP	M14 M-246	4,8	1+3/16 30	52	50k
D9FMB09MO1601	9/16 M-HP M-246 M16 30k 316D	9/16 M-HP	M16 M-246	4,8	1+3/16 30	52	30k

MALE | MALE ADAPTERS

15k



Male BSPP | Male BSPP

Part No	Description	Side A	Side B	ID	Hex	L	MAWP
D9FME04ME0401	1/4 M-BSPP M-BSPP 1/4 30k 316D	1/4 M-BSPP	1/4 M-BSPP	4	5/8 16	34	30k
D9FME04ME0801	1/4 M-BSPP M-BSPP 1/2 30k 316D	1/4 M-BSPP	1/2 M-BSPP	4	7/8 22	42	30k
D9FME04ME1201	1/4 M-BSPP M-BSPP 3/4 30k 316D	1/4 M-BSPP	3/4 M-BSPP	4	1+3/16 30	45	30k
D9FME06ME0601	3/8 M-BSPP M-BSPP 3/8 30k 316D	3/8 M-BSPP	3/8 M-BSPP	5	3/4 19	39	30k
D9FME08ME0801	1/2 M-BSPP M-BSPP 1/2 30k 316D	1/2 M-BSPP	1/2 M-BSPP	7,5	7/8 22	45	30k

20k

30k

60k

TUBING

TOOLS

SPARE PARTS

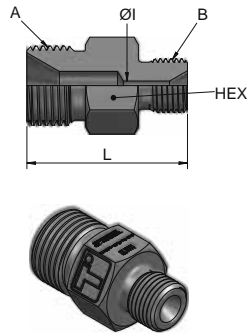
ADAPTERS

MALE MALE

MALE FEMALE

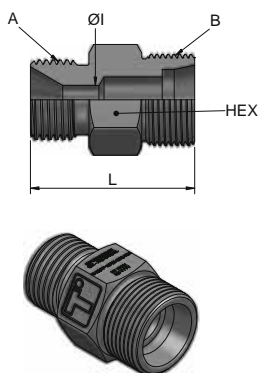
FEMALE FEMALE

PROOF TEST ADAPTERS



Male BSPP | Male Type-M

Part No	Description	Side A	Side B	ID	Hex	L	MAWP
D9FME04MF0901	1/4 M-BSPP M-TM 9/16 30k 316D	1/4 M-BSPP	9/16 M-TM	2,4	5/8 16	35	30k
D9FME06MF0901	3/8 M-BSPP M-TM 9/16 30k 316D	3/8 M-BSPP	9/16 M-TM	2,4	3/4 19	39	30k
D9FME08MF0901	1/2 M-BSPP M-TM 9/16 30k 316D	1/2 M-BSPP	9/16 M-TM	2,4	7/8 22	43	30k



Male BSPP | Male CES

Part No	Description	Side A	Side B	ID	Hex	L	MAWP
D9FME04MK2401	1/4 M-BSPP M-CES M24 30k 316D	1/4 M-BSPP	M24 M-CES	4	1 26	40	30k
D9FME06MK2401	3/8 M-BSPP M-CES M24 30k 316D	3/8 M-BSPP	M24 M-CES	5	1 26	42	30k
D9FME08MK2401	1/2 M-BSPP M-CES M24 30k 316D	1/2 M-BSPP	M24 M-CES	7,5	1 26	44	30k

MALE | MALE ADAPTERS

15k

20k

30k

60k

TUBING

TOOLS

SPARE PARTS

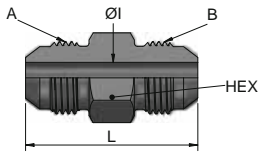
ADAPTERS

MALE MALE

MALE FEMALE

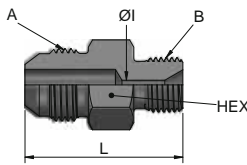
FEMALE FEMALE

PROOF TEST ADAPTERS



Male JIC | Male JIC

Part No	Description	Side A	Side B	ID	Hex	L	MAWP
D9EMD04MD0401	1/4 M-JIC M-JIC 1/4 20k 316D	1/4 M-JIC	1/4 M-JIC	4,4	1/2 13	37	20k
D9EMD04MD0601	1/4 M-JIC M-JIC 3/8 20k 316D	1/4 M-JIC	3/8 M-JIC	4,4	5/8 16	39	20k
D9EMD04MD0801	1/4 M-JIC M-JIC 1/2 20k 316D	1/4 M-JIC	1/2 M-JIC	4,4	13/16 21	43	20k
D9EMD06MD0601	3/8 M-JIC M-JIC 3/8 20k 316D	3/8 M-JIC	3/8 M-JIC	5,8	5/8 16	39	20k
D9EMD06MD0801	3/8 M-JIC M-JIC 1/2 20k 316D	3/8 M-JIC	1/2 M-JIC	5,8	13/16 21	44	20k
D9EMD08MD0801	1/2 M-JIC M-JIC 1/2 20k 316D	1/2 M-JIC	1/2 M-JIC	8	13/16 21	46	20k
D9DMD16MD1601	1 M-JIC M-JIC 1 15k 316D	1 M-JIC	1 M-JIC	14	1+3/8 35	62	15k

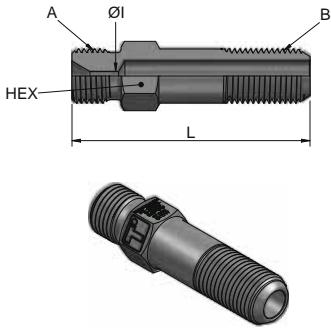


Male JIC | Male Type-M

Part No	Description	Side A	Side B	ID	Hex	L	MAWP
D9EMD04MF0901	1/4 M-JIC M-TM 9/16 20k 316D	1/4 M-JIC	9/16 M-TM	2,4	5/8 16	38	20k
D9EMD06MF0901	3/8 M-JIC M-TM 9/16 20k 316D	3/8 M-JIC	9/16 M-TM	2,4	5/8 16	38	20k
D9EMD06MF1401	3/8 M-JIC M-TM 7/8 20k 316D	3/8 M-JIC	7/8 M-TM	3,8	1 26	48	20k
D9EMD06MF1601	3/8 M-JIC M-TM 1 20k 316D	3/8 M-JIC	1 M-TM	5,8	1 26	45	20k
D9EMD08MF0901	1/2 M-JIC M-TM 9/16 20k 316D	1/2 M-JIC	9/16 M-TM	2,4	13/16 21	42	20k
D9EMD08MF1201	1/2 M-JIC M-TM 3/4 20k 316D	1/2 M-JIC	3/4 M-TM	8	13/16 21	45	20k
D9EMD08MF1401	1/2 M-JIC M-TM 7/8 20k 316D	1/2 M-JIC	7/8 M-TM	3,8	1 26	50	20k
D9EMD08MF1601	1/2 M-JIC M-TM 1 20k 316D	1/2 M-JIC	1 M-TM	8	1 26	47	20k
D9EMD08MF2101	1/2 M-JIC M-TM 1+5/16 20k 316D	1/2 M-JIC	1+5/16 M-TM	8	1+3/8 35	49	20k
D9DMD12MF1401	3/4 M-JIC M-TM 7/8 15k 316D	3/4 M-JIC	7/8 M-TM	3,8	1+3/16 30	57	15k
D9DMD12MF1601	3/4 M-JIC M-TM 1 15k 316D	3/4 M-JIC	1 M-TM	10	1+3/16 30	54	15k
D9DMD12MF2101	3/4 M-JIC M-TM 1+5/16 15k 316D	3/4 M-JIC	1+5/16 M-TM	11	1+3/8 35	54	15k

MALE | MALE ADAPTERS

15k



Male Type-M | Torpedo MP

Part No	Description	Side A	Side B	ID	Hex	L	MAWP
D9EMF09MS0401	9/16 M-TM M-MP* 1/4 20k 316D	9/16 M-TM	1/4 M-MP*	2,4	5/8 16	51	20k
D9EMF09MS0601	9/16 M-TM M-MP* 3/8 20k 316D	9/16 M-TM	3/8 M-MP*	2,4	5/8 16	57	20k
D9EMF09MS0901	9/16 M-TM M-MP* 9/16 20k 316D	9/16 M-TM	9/16 M-MP*	2,4	5/8 16	63	20k
D9EMF09MS1201	9/16 M-TM M-MP* 3/4 20k 316D	9/16 M-TM	3/4 M-MP*	2,4	5/8 16	71	20k
D9EMF09MS1601	9/16 M-TM M-MP* 1 20k 316D	9/16 M-TM	1 M-MP*	2,4	5/8 16	87	20k
D9EMF12MS0401	3/4 M-TM M-MP* 1/4 20k 316D	3/4 M-TM	1/4 M-MP*	2,8	3/4 19	56	20k
D9EMF12MS0601	3/4 M-TM M-MP* 3/8 20k 316D	3/4 M-TM	3/8 M-MP*	5,2	3/4 19	62	20k
D9EMF12MS0901	3/4 M-TM M-MP* 9/16 20k 316D	3/4 M-TM	9/16 M-MP*	8	3/4 19	68	20k
D9EMF12MS1201	3/4 M-TM M-MP* 3/4 20k 316D	3/4 M-TM	3/4 M-MP*	8	3/4 19	76	20k
D9EMF12MS1601	3/4 M-TM M-MP* 1 20k 316D	3/4 M-TM	1 M-MP*	8	3/4 19	92	20k
D9EMF14MS0401	7/8 M-TM M-MP* 1/4 20k 316D	7/8 M-TM	1/4 M-MP*	2,8	1 26	61	20k
D9EMF14MS0601	7/8 M-TM M-MP* 3/8 20k 316D	7/8 M-TM	3/8 M-MP*	3,8	1 26	67	20k
D9EMF14MS0901	7/8 M-TM M-MP* 9/16 20k 316D	7/8 M-TM	9/16 M-MP*	3,8	1 26	73	20k
D9EMF14MS1201	7/8 M-TM M-MP* 3/4 20k 316D	7/8 M-TM	3/4 M-MP*	3,8	1 26	81	20k
D9EMF14MS1601	7/8 M-TM M-MP* 1 20k 316D	7/8 M-TM	1 M-MP*	3,8	1 26	97	20k
D9EMF16MS0401	1 M-TM M-MP* 1/4 20k 316D	1 M-TM	1/4 M-MP*	2,8	1 26	58	20k
D9EMF16MS0601	1 M-TM M-MP* 3/8 20k 316D	1 M-TM	3/8 M-MP*	5,2	1 26	64	20k
D9EMF16MS0901	1 M-TM M-MP* 9/16 20k 316D	1 M-TM	9/16 M-MP*	8	1 26	70	20k
D9EMF16MS1201	1 M-TM M-MP* 3/4 20k 316D	1 M-TM	3/4 M-MP*	10	1 26	78	20k
D9EMF16MS1601	1 M-TM M-MP* 1 20k 316D	1 M-TM	1 M-MP*	10	1 26	94	20k
D9EMF18MS0401	1+1/8 M-TM M-MP* 1/4 20k 316D	1+1/8 M-TM	1/4 M-MP*	2,8	1+3/16 30	60	20k
D9EMF18MS0601	1+1/8 M-TM M-MP* 3/8 20k 316D	1+1/8 M-TM	3/8 M-MP*	5,2	1+3/16 30	66	20k
D9EMF18MS0901	1+1/8 M-TM M-MP* 9/16 20k 316D	1+1/8 M-TM	9/16 M-MP*	5,8	1+3/16 30	72	20k
D9EMF18MS1201	1+1/8 M-TM M-MP* 3/4 20k 316D	1+1/8 M-TM	3/4 M-MP*	5,8	1+3/16 30	80	20k
D9EMF18MS1601	1+1/8 M-TM M-MP* 1 20k 316D	1+1/8 M-TM	1 M-MP*	5,8	1+3/16 30	96	20k
D9EMF21MS0401	1+5/16 M-TM M-MP* 1/4 20k 316D	1+5/16 M-TM	1/4 M-MP*	2,8	1+3/8 35	60	20k
D9EMF21MS0601	1+5/16 M-TM M-MP* 3/8 20k 316D	1+5/16 M-TM	3/8 M-MP*	5,2	1+3/8 35	66	20k
D9EMF21MS0901	1+5/16 M-TM M-MP* 9/16 20k 316D	1+5/16 M-TM	9/16 M-MP*	8	1+3/8 35	72	20k
D9EMF21MS1201	1+5/16 M-TM M-MP* 3/4 20k 316D	1+5/16 M-TM	3/4 M-MP*	11	1+3/8 35	80	20k
D9EMF21MS1601	1+5/16 M-TM M-MP* 1 20k 316D	1+5/16 M-TM	1 M-MP*	14	1+3/8 35	96	20k

.....
20k
.....
30k
.....
60k
.....
TUBING
.....
TOOLS
.....
SPARE PARTS
.....
ADAPTERS
.....
MALE MALE
.....
MALE FEMALE
.....
FEMALE FEMALE
.....
PROOF TEST ADAPTERS

MALE | MALE ADAPTERS

15k

20k

30k

60k

TUBING

TOOLS

SPARE PARTS

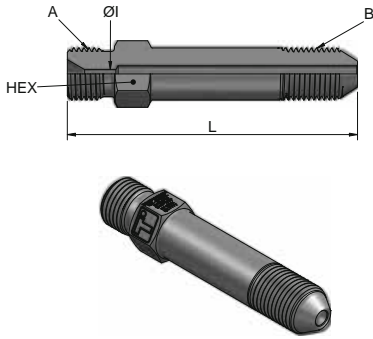
ADAPTERS

MALE MALE

MALE FEMALE

FEMALE FEMALE

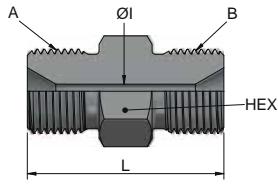
PROOF TEST ADAPTERS



Male Type-M | Torpedo HP

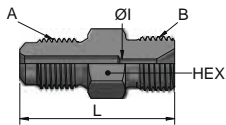
Part No	Description	Side A	Side B	ID	Hex	L	MAWP
D9HMF09MT0401	9/16 M-TM M-HP* 1/4 60k 316D	9/16 M-TM	1/4 M-HP*	2,4	5/8 16	55	60k
D9HMF09MT0601	9/16 M-TM M-HP* 3/8 60k 316D	9/16 M-TM	3/8 M-HP*	2,4	5/8 16	66	60k
D9HMF09MT0901	9/16 M-TM M-HP* 9/16 60k 316D	9/16 M-TM	9/16 M-HP*	2,4	5/8 16	80	60k
D9FMF12MT0401	3/4 M-TM M-HP* 1/4 30k 316D	3/4 M-TM	1/4 M-HP*	2,6	3/4 19	60	30k
D9FMF12MT0601	3/4 M-TM M-HP* 3/8 30k 316D	3/4 M-TM	3/8 M-HP*	3,7	3/4 19	71	30k
D9FMF12MT0901	3/4 M-TM M-HP* 9/16 30k 316D	3/4 M-TM	9/16 M-HP*	4,5	3/4 19	85	30k
D9LMF14MT0401	7/8 M-TM M-HP* 1/4 50k 316D	7/8 M-TM	1/4 M-HP*	2,6	1 26	65	50k
D9LMF14MT0601	7/8 M-TM M-HP* 3/8 50k 316D	7/8 M-TM	3/8 M-HP*	3,7	1 26	76	50k
D9LMF14MT0901	7/8 M-TM M-HP* 9/16 50k 316D	7/8 M-TM	9/16 M-HP*	3,8	1 26	90	50k
D9FMF16MT0401	1 M-TM M-HP* 1/4 30k 316D	1 M-TM	1/4 M-HP*	2,6	1 26	62	30k
D9FMF16MT0601	1 M-TM M-HP* 3/8 30k 316D	1 M-TM	3/8 M-HP*	3,7	1 26	73	30k
D9FMF16MT0901	1 M-TM M-HP* 9/16 30k 316D	1 M-TM	9/16 M-HP*	4,5	1 26	87	30k
D9LMF18MT0401	1+1/8 M-TM M-HP* 1/4 50k 316D	1+1/8 M-TM	1/4 M-HP*	2,6	1+3/16 30	64	50k
D9LMF18MT0601	1+1/8 M-TM M-HP* 3/8 50k 316D	1+1/8 M-TM	3/8 M-HP*	3,7	1+3/16 30	75	50k
D9LMF18MT0901	1+1/8 M-TM M-HP* 9/16 50k 316D	1+1/8 M-TM	9/16 M-HP*	4,5	1+3/16 30	89	50k
D9EMF21MT0401	1+5/16 M-TM M-HP* 1/4 20k 316D	1+5/16 M-TM	1/4 M-HP*	2,6	1+3/8 35	64	20k
D9EMF21MT0601	1+5/16 M-TM M-HP* 3/8 20k 316D	1+5/16 M-TM	3/8 M-HP*	3,7	1+3/8 35	75	20k
D9EMF21MT0901	1+5/16 M-TM M-HP* 9/16 20k 316D	1+5/16 M-TM	9/16 M-HP*	4,5	1+3/8 35	89	20k

MALE | MALE ADAPTERS



Male Type-M | Male Type-M

Part No	Description	Side A	Side B	ID	Hex	L	MAWP
D9HMF09MF0901	9/16 M-TM M-TM 9/16 60k 316D	9/16 M-TM	9/16 M-TM	2,4	5/8 16	36	60k
D9FMF09MF1201	9/16 M-TM M-TM 3/4 30k 316D	9/16 M-TM	3/4 M-TM	2,4	3/4 19	41	30k
D9LMF09MF1401	9/16 M-TM M-TM 7/8 50k 316D	9/16 M-TM	7/8 M-TM	2,4	1 26	46	50k
D9FMF09MF1601	9/16 M-TM M-TM 1 30k 316D	9/16 M-TM	1 M-TM	2,4	1 26	43	30k
D9LMF09MF1801	9/16 M-TM M-TM 1+1/8 50k 316D	9/16 M-TM	1+1/8 M-TM	2,4	1+3/16 30	45	50k
D9EMF09MF2101	9/16 M-TM M-TM 1+5/16 20k 316D	9/16 M-TM	1+5/16 M-TM	2,4	1+3/8 35	45	20k
D9FMF12MF0901	3/4 M-TM M-TM 9/16 30k 316D	3/4 M-TM	9/16 M-TM	2,4	3/4 19	41	30k
D9FMF12MF1201	3/4 M-TM M-TM 3/4 30k 316D	3/4 M-TM	3/4 M-TM	8	3/4 19	44	30k
D9FMF12MF1601	3/4 M-TM M-TM 1 30k 316D	3/4 M-TM	1 M-TM	8	1 26	46	30k
D9EMF12MF2101	3/4 M-TM M-TM 1+5/16 20k 316D	3/4 M-TM	1+5/16 M-TM	8	1+3/8 35	48	20k
D9LMF14MF1401	7/8 M-TM M-TM 7/8 50k 316D	7/8 M-TM	7/8 M-TM	3,8	1 26	52	50k
D9FMF14MF1601	7/8 M-TM M-TM 1 30k 316D	7/8 M-TM	1 M-TM	3,8	1 26	49	30k
D9LMF14MF1801	7/8 M-TM M-TM 1+1/8 50k 316D	7/8 M-TM	1+1/8 M-TM	3,8	1+3/16 30	51	50k
D9FMF16MF1601	1 M-TM M-TM 1 30k 316D	1 M-TM	1 M-TM	10	1 26	46	30k
D9EMF16MF2101	1 M-TM M-TM 1+5/16 20k 316D	1 M-TM	1+5/16 M-TM	10	1+3/8 35	48	20k
D9LMF18MF1801	1+1/8 M-TM M-TM 1+1/8 50k 316D	1+1/8 M-TM	1+1/8 M-TM	5,8	1+3/16 30	48	50k
D9EMF18MF2101	1+1/8 M-TM M-TM 1+5/16 20k 316D	1+1/8 M-TM	1+5/16 M-TM	5,8	1+3/8 35	48	20k
D9EMF21MF2101	1+5/16 M-TM M-TM 1+5/16 20k 316D	1+5/16 M-TM	1+5/16 M-TM	17	1+3/8 35	48	20k



Male GAS100 | Male Type-M

Part No	Description	Side A	Side B	ID	Hex	L	MAWP
D9FMR04MF0901	1/4 M-G100 M-TM 9/16 30k 316D	1/4 M-G100	9/16 M-TM	2,4	5/8 16	41	30k

15k

20k

30k

60k

TUBING

TOOLS

SPARE PARTS

ADAPTERS

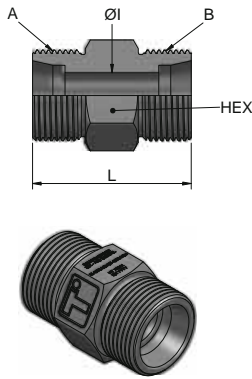
MALE MALE

MALE FEMALE

FEMALE FEMALE

PROOF TEST ADAPTERS

MALE | MALE ADAPTERS



Male CES | Male CES

Part No	Description	Side A	Side B	ID	Hex	L	MAWP
D9GMK18MK1801	M18 M-CES M-CES M18 40k 316D	M18 M-CES	M18 M-CES	7	7/8 22	38	40k
D9GMK18MK2001	M18 M-CES M-CES M20 40k 316D	M18 M-CES	M20 M-CES	7	7/8 22	38	40k
D9GMK18MK2201	M18 M-CES M-CES M22 40k 316D	M18 M-CES	M22 M-CES	7	1 26	40	40k
D9GMK18MK2401	M18 M-CES M-CES M24 40k 316D	M18 M-CES	M24 M-CES	7	1 26	40	40k
D9FMK18MK3001	M18 M-CES M-CES M30 30k 316D	M18 M-CES	M30 M-CES	7	1+3/8 35	44	30k
D9MMK18MK3601	M18 M-CES M-CES M36 24k 316D	M18 M-CES	M36 M-CES	7	1+1/2 38	48	24k
D9DMK18MK4201	M18 M-CES M-CES M42 15k 316D	M18 M-CES	M42 M-CES	7	1+3/4 45	50	15k
D9GMK20MK2001	M20 M-CES M-CES M20 40k 316D	M20 M-CES	M20 M-CES	8	7/8 22	38	40k
D9GMK20MK2201	M20 M-CES M-CES M22 40k 316D	M20 M-CES	M22 M-CES	8	1 26	40	40k
D9GMK20MK2401	M20 M-CES M-CES M24 40k 316D	M20 M-CES	M24 M-CES	8	1 26	40	40k
D9FMK20MK3001	M20 M-CES M-CES M30 30k 316D	M20 M-CES	M30 M-CES	8	1+3/8 35	44	30k
D9MMK20MK3601	M20 M-CES M-CES M36 24k 316D	M20 M-CES	M36 M-CES	8	1+1/2 38	48	24k
D9DMK20MK4201	M20 M-CES M-CES M42 15k 316D	M20 M-CES	M42 M-CES	8	1+3/4 45	50	15k
D9GMK22MK2201	M22 M-CES M-CES M22 40k 316D	M22 M-CES	M22 M-CES	10	1 26	42	40k
D9GMK22MK2401	M22 M-CES M-CES M24 40k 316D	M22 M-CES	M24 M-CES	10	1 26	42	40k
D9FMK22MK3001	M22 M-CES M-CES M30 30k 316D	M22 M-CES	M30 M-CES	10	1+3/8 35	46	30k
D9MMK22MK3601	M22 M-CES M-CES M36 24k 316D	M22 M-CES	M36 M-CES	10	1+1/2 38	50	24k
D9DMK22MK4201	M22 M-CES M-CES M42 15k 316D	M22 M-CES	M42 M-CES	10	1+3/4 45	52	15k
D9LMK24MK2401	M24 M-CES M-CES M24 50k 316D	M24 M-CES	M24 M-CES	12	1 26	42	50k
D9FMK24MK3001	M24 M-CES M-CES M30 30k 316D	M24 M-CES	M30 M-CES	12	1+3/8 35	46	30k
D9MMK24MK3601	M24 M-CES M-CES M36 24k 316D	M24 M-CES	M36 M-CES	12	1+1/2 38	50	24k
D9DMK24MK4201	M24 M-CES M-CES M42 15k 316D	M24 M-CES	M42 M-CES	12	1+3/4 45	52	15k
D9FMK30MK3001	M30 M-CES M-CES M30 30k 316D	M30 M-CES	M30 M-CES	16	1+3/8 35	48	30k
D9MMK30MK3601	M30 M-CES M-CES M36 24k 316D	M30 M-CES	M36 M-CES	16	1+1/2 38	52	24k
D9DMK30MK4201	M30 M-CES M-CES M42 15k 316D	M30 M-CES	M42 M-CES	16	1+3/4 45	54	15k
D9MMK36MK3601	M36 M-CES M-CES M36 24k 316D	M36 M-CES	M36 M-CES	20	1+1/2 38	54	24k
D9DMK36MK4201	M36 M-CES M-CES M42 15k 316D	M36 M-CES	M42 M-CES	20	1+3/4 45	56	15k
D9DMK42MK4201	M42 M-CES M-CES M42 15k 316D	M42 M-CES	M42 M-CES	20	1+3/4 45	58	15k

15k

20k

30k

60k

TUBING

TOOLS

SPARE PARTS

ADAPTERS

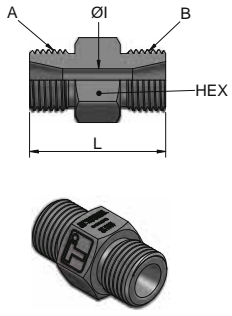
MALE MALE

MALE FEMALE

FEMALE FEMALE

PROOF TEST ADAPTERS

MALE | MALE ADAPTERS



Male Metric 24/60 | Male Metric 24/60

Part No	Description	Side A	Side B	ID	Hex	L	MAWP
D9FMO12MO1201	M12 M-246 M-246 M12 30k 316D	M12 M-246	M12 M-246	3	1/2 13	28	30k
D9LMO14MO1401	M14 M-246 M-246 M14 50k 316D	M14 M-246	M14 M-246	5	5/8 16	31	50k
D9FMO16MO1601	M16 M-246 M-246 M16 30k 316D	M16 M-246	M16 M-246	6	3/4 19	33	30k
D9GMO18MO1801	M18 M-246 M-246 M18 40k 316D	M18 M-246	M18 M-246	7	7/8 22	38	40k
D9GMO20MO2001	M20 M-246 M-246 M20 40k 316D	M20 M-246	M20 M-246	8	7/8 22	38	40k
D9GMO22MO2201	M22 M-246 M-246 M22 40k 316D	M22 M-246	M22 M-246	10	1 26	42	40k
D9LMO24MO2401	M24 M-246 M-246 M24 50k 316D	M24 M-246	M24 M-246	12	1 26	42	50k
D9FMO30MO3001	M30 M-246 M-246 M30 30k 316D	M30 M-246	M30 M-246	16	1+3/8 35	48	30k
D9MMO36MO3601	M36 M-246 M-246 M36 24k 316D	M36 M-246	M36 M-246	20	1+1/2 38	54	24k
D9DMO42MO4201	M42 M-246 M-246 M42 15k 316D	M42 M-246	M42 M-246	20	1+3/4 45	58	15k

15k

20k

30k

40k

50k

60k

TUBING

TOOLS

SPARE PARTS

ADAPTERS




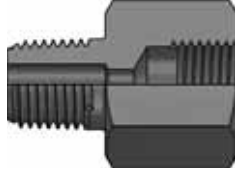
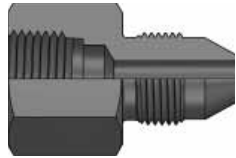
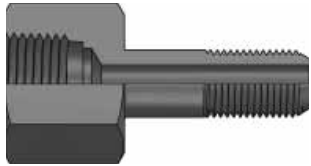
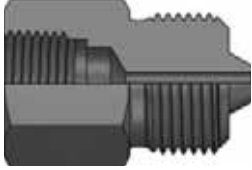

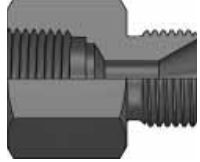
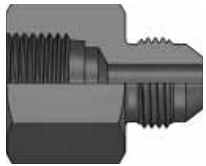
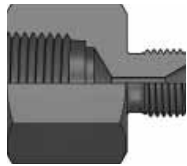
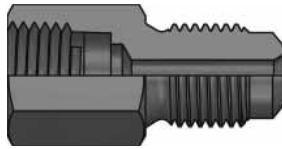

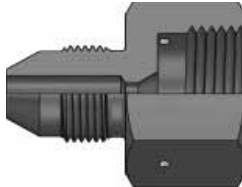


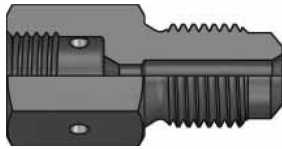

MALE MALE

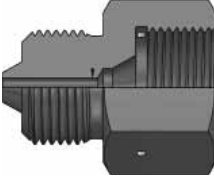

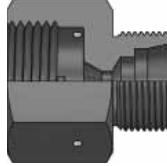
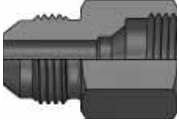
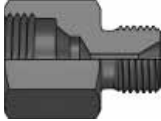
MALE FEMALE

FEMALE FEMALE

PROOF TEST ADAPTERS

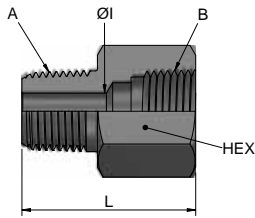
MALE | FEMALE ADAPTERS VISUAL TABLE

<p>15k</p> <p>20k</p> <p>30k</p> <p>Male NPT Female NPT</p>  <p>Page 80</p>	<p>Male NPT Female MP</p>  <p>Page 81</p>	<p>Male NPT Female HP</p>  <p>Page 82</p>
<p>60k</p> <p>TUBING</p> <p>TOOLS</p> <p>Male NPT Female GAS 120</p>  <p>Page 82</p>	<p>Female NPT Male MP</p>  <p>Page 83</p>	<p>Female NPT Torpedo MP</p>  <p>Page 84</p>
<p>SPARE PARTS</p> <p>ADAPTERS</p> <p>MALE MALE</p> <p>Female NPT Male HP</p>  <p>Page 85</p>	<p>Female NPT Torpedo HP</p>  <p>Page 85</p>	<p>Female NPT Male BSPP</p>  <p>Page 86</p>
<p>MALE FEMALE</p> <p>FEMALE FEMALE</p> <p>Female NPT Male JIC</p>  <p>Page 86</p>	<p>Female NPT Male Type-M</p>  <p>Page 87</p>	<p>Female NPT Male GAS 100</p>  <p>Page 87</p>
<p>PROOF TEST ADAPTERS</p> <p>Male MP Female MP</p>  <p>Page 88</p>	<p>Male MP Female HP</p>  <p>Page 88</p>	<p>Male MP Female GAS 120</p>  <p>Page 89</p>
<p>Female MP Male HP</p>  <p>Page 89</p>	<p>Female MP Male GAS 100</p>  <p>Page 90</p>	<p>Male HP Female HP</p>  <p>Page 90</p>

<p>Male HP Female HP Metric</p>  <p>Page 90</p>	<p>Male HP Female GAS 120</p>  <p>Page 91</p>	<p>Female HP Male CES</p>  <p>Page 91</p>
<p>Male JIC Female JIC</p>  <p>Page 92</p>	<p>Female JIC Male Type-M</p>  <p>Page 92</p>	

- 15k
-
- 20k
-
- 30k
-
- 60k
-
- TUBING
-
- TOOLS
-
- SPARE PARTS
-
- ADAPTERS**
-
- MALE MALE
-
- MALE FEMALE**
-
- FEMALE FEMALE
-
- PROOF TEST ADAPTERS

MALE | FEMALE ADAPTERS



Male NPT | Female NPT

Part No	Description	Side A	Side B	ID	Hex	L	MAWP
D9DMC01FC0201	1/16 M-NPT F-NPT 1/8 15k 316D	1/16 M-NPT	1/8 F-NPT	3,2	5/8 16	25	15k
D9DMC01FC0401	1/16 M-NPT F-NPT 1/4 15k 316D	1/16 M-NPT	1/4 F-NPT	3,2	3/4 19	28	15k
D9DMC02FC0101	1/8 M-NPT F-NPT 1/16 15k 316D	1/8 M-NPT	1/16 F-NPT	4	1/2 13	23	15k
D9DMC02FC0201	1/8 M-NPT F-NPT 1/8 15k 316D	1/8 M-NPT	1/8 F-NPT	4,8	5/8 16	25	15k
D9DMC02FC0601	1/8 M-NPT F-NPT 3/8 15k 316D	1/8 M-NPT	3/8 F-NPT	4,8	1 26	31	15k
D9DMC04FC0101	1/4 M-NPT F-NPT 1/16 15k 316D	1/4 M-NPT	1/16 F-NPT	4	5/8 16	28	15k
D9DMC04FC0201	1/4 M-NPT F-NPT 1/8 15k 316D	1/4 M-NPT	1/8 F-NPT	6	5/8 16	30	15k
D9DMC04FC0401	1/4 M-NPT F-NPT 1/4 15k 316D	1/4 M-NPT	1/4 F-NPT	6	3/4 19	33	15k
D9DMC04FC0601	1/4 M-NPT F-NPT 3/8 15k 316D	1/4 M-NPT	3/8 F-NPT	6	1 26	36	15k
D9DMC04FC0801	1/4 M-NPT F-NPT 1/2 15k 316D	1/4 M-NPT	1/2 F-NPT	6	1+3/16 30	41	15k
D9CMC04FC1201	1/4 M-NPT F-NPT 3/4 10k 316D	1/4 M-NPT	3/4 F-NPT	6	1+3/8 35	41	10k
D9DMC06FC0101	3/8 M-NPT F-NPT 1/16 15k 316D	3/8 M-NPT	1/16 F-NPT	4	3/4 19	29	15k
D9DMC06FC0201	3/8 M-NPT F-NPT 1/8 15k 316D	3/8 M-NPT	1/8 F-NPT	6	3/4 19	31	15k
D9DMC06FC0401	3/8 M-NPT F-NPT 1/4 15k 316D	3/8 M-NPT	1/4 F-NPT	7,5	3/4 19	34	15k
D9DMC06FC0601	3/8 M-NPT F-NPT 3/8 15k 316D	3/8 M-NPT	3/8 F-NPT	7,5	1 26	37	15k
D9DMC06FC0801	3/8 M-NPT F-NPT 1/2 15k 316D	3/8 M-NPT	1/2 F-NPT	7,5	1+3/16 30	42	15k
D9CMC06FC1201	3/8 M-NPT F-NPT 3/4 10k 316D	3/8 M-NPT	3/4 F-NPT	7,5	1+3/8 35	42	10k
D9CMC06FC1601	3/8 M-NPT F-NPT 1 10k 316D	3/8 M-NPT	1 F-NPT	7,5	1+7/8 48	48	10k
D9DMC08FC0101	1/2 M-NPT F-NPT 1/16 15k 316D	1/2 M-NPT	1/16 F-NPT	4	1 26	34	15k
D9DMC08FC0201	1/2 M-NPT F-NPT 1/8 15k 316D	1/2 M-NPT	1/8 F-NPT	6	1 26	35	15k
D9DMC08FC0401	1/2 M-NPT F-NPT 1/4 15k 316D	1/2 M-NPT	1/4 F-NPT	8	1 26	38	15k
D9DMC08FC0601	1/2 M-NPT F-NPT 3/8 15k 316D	1/2 M-NPT	3/8 F-NPT	9,5	1 26	41	15k
D9DMC08FC0801	1/2 M-NPT F-NPT 1/2 15k 316D	1/2 M-NPT	1/2 F-NPT	9,5	1+3/16 30	46	15k
D9CMC08FC1201	1/2 M-NPT F-NPT 3/4 10k 316D	1/2 M-NPT	3/4 F-NPT	9,5	1+3/8 35	46	10k
D9CMC08FC1601	1/2 M-NPT F-NPT 1 10k 316D	1/2 M-NPT	1 F-NPT	9,5	1+7/8 48	52	10k
D9CMC12FC0401	3/4 M-NPT F-NPT 1/4 10k 316D	3/4 M-NPT	1/4 F-NPT	8	1+3/16 30	39	10k
D9CMC12FC0601	3/4 M-NPT F-NPT 3/8 10k 316D	3/4 M-NPT	3/8 F-NPT	12	1+3/16 30	42	10k
D9CMC12FC0801	3/4 M-NPT F-NPT 1/2 10k 316D	3/4 M-NPT	1/2 F-NPT	15	1+3/16 30	47	10k
D9CMC12FC1201	3/4 M-NPT F-NPT 3/4 10k 316D	3/4 M-NPT	3/4 F-NPT	15	1+3/8 35	47	10k
D9CMC12FC1601	3/4 M-NPT F-NPT 1 10k 316D	3/4 M-NPT	1 F-NPT	15	1+7/8 48	53	10k
D9CMC16FC0401	1 M-NPT F-NPT 1/4 10k 316D	1 M-NPT	1/4 F-NPT	8	1+1/2 38	43	10k
D9CMC16FC0601	1 M-NPT F-NPT 3/8 10k 316D	1 M-NPT	3/8 F-NPT	12	1+1/2 38	46	10k
D9CMC16FC0801	1 M-NPT F-NPT 1/2 10k 316D	1 M-NPT	1/2 F-NPT	15	1+1/2 38	51	10k
D9CMC16FC1201	1 M-NPT F-NPT 3/4 10k 316D	1 M-NPT	3/4 F-NPT	19	1+1/2 38	51	10k
D9KMC32FC1601	2 M-NPT F-NPT 1 7,5k 316D	2 M-NPT	1 F-NPT	25	2+1/2 64	59	7,5k

15k

20k

30k

60k

TUBING

TOOLS

SPARE PARTS

ADAPTERS

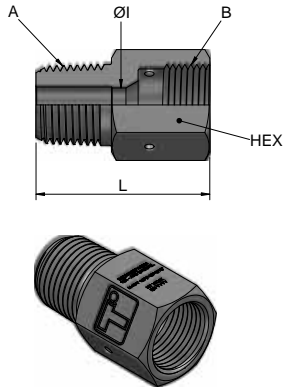
MALE MALE

MALE FEMALE

FEMALE FEMALE

PROOF TEST ADAPTERS

MALE | FEMALE ADAPTERS



Male NPT | Female MP

Part No	Description	Side A	Side B	ID	Hex	L	MAWP
D9DMC02FA0401	1/8 M-NPT F-MP 1/4 15k 316D	1/8 M-NPT	1/4 F-MP	2,8	5/8 16	28	15k
D9DMC04FA0401	1/4 M-NPT F-MP 1/4 15k 316D	1/4 M-NPT	1/4 F-MP	2,8	5/8 16	33	15k
D9DMC04FA0601	1/4 M-NPT F-MP 3/8 15k 316D	1/4 M-NPT	3/8 F-MP	5,2	3/4 19	36	15k
D9DMC04FA0901	1/4 M-NPT F-MP 9/16 15k 316D	1/4 M-NPT	9/16 F-MP	6	1 26	41	15k
D9DMC04FA1201	1/4 M-NPT F-MP 3/4 15k 316D	1/4 M-NPT	3/4 F-MP	6	1+3/8 35	47	15k
D9DMC04FA1601	1/4 M-NPT F-MP 1 15k 316D	1/4 M-NPT	1 F-MP	6	1+3/4 45	60	15k
D9DMC06FA0401	3/8 M-NPT F-MP 1/4 15k 316D	3/8 M-NPT	1/4 F-MP	2,8	3/4 19	34	15k
D9DMC06FA0601	3/8 M-NPT F-MP 3/8 15k 316D	3/8 M-NPT	3/8 F-MP	5,2	3/4 19	37	15k
D9DMC06FA0901	3/8 M-NPT F-MP 9/16 15k 316D	3/8 M-NPT	9/16 F-MP	7,5	1 26	42	15k
D9DMC06FA1201	3/8 M-NPT F-MP 3/4 15k 316D	3/8 M-NPT	3/4 F-MP	7,5	1+3/8 35	48	15k
D9DMC06FA1601	3/8 M-NPT F-MP 1 15k 316D	3/8 M-NPT	1 F-MP	7,5	1+3/4 45	61	15k
D9DMC08FA0401	1/2 M-NPT F-MP 1/4 15k 316D	1/2 M-NPT	1/4 F-MP	2,8	1 26	38	15k
D9DMC08FA0601	1/2 M-NPT F-MP 3/8 15k 316D	1/2 M-NPT	3/8 F-MP	5,2	1 26	41	15k
D9DMC08FA0901	1/2 M-NPT F-MP 9/16 15k 316D	1/2 M-NPT	9/16 F-MP	9	1 26	46	15k
D9DMC08FA1201	1/2 M-NPT F-MP 3/4 15k 316D	1/2 M-NPT	3/4 F-MP	9,5	1+3/8 35	52	15k
D9DMC08FA1601	1/2 M-NPT F-MP 1 15k 316D	1/2 M-NPT	1 F-MP	9,5	1+3/4 45	65	15k
D9CMC12FA0401	3/4 M-NPT F-MP 1/4 10k 316D	3/4 M-NPT	1/4 F-MP	2,8	1+3/16 30	39	10k
D9CMC12FA0601	3/4 M-NPT F-MP 3/8 10k 316D	3/4 M-NPT	3/8 F-MP	5,2	1+3/16 30	42	10k
D9CMC12FA0901	3/4 M-NPT F-MP 9/16 10k 316D	3/4 M-NPT	9/16 F-MP	9	1+3/16 30	47	10k
D9CMC12FA1201	3/4 M-NPT F-MP 3/4 10k 316D	3/4 M-NPT	3/4 F-MP	13	1+3/8 35	53	10k
D9CMC12FA1601	3/4 M-NPT F-MP 1 10k 316D	3/4 M-NPT	1 F-MP	15	1+3/4 45	66	10k
D9CMC16FA0601	1 M-NPT F-MP 3/8 10k 316D	1 M-NPT	3/8 F-MP	5,2	1+1/2 38	46	10k
D9CMC16FA0901	1 M-NPT F-MP 9/16 10k 316D	1 M-NPT	9/16 F-MP	9	1+1/2 38	51	10k
D9CMC16FA1201	1 M-NPT F-MP 3/4 10k 316D	1 M-NPT	3/4 F-MP	13	1+1/2 38	57	10k
D9CMC16FA1601	1 M-NPT F-MP 1 10k 316D	1 M-NPT	1 F-MP	17,5	1+3/4 45	70	10k

15k

20k

30k

60k

TUBING

TOOLS

SPARE PARTS

ADAPTERS

MALE MALE

MALE FEMALE

FEMALE FEMALE

PROOF TEST ADAPTERS

MALE | FEMALE ADAPTERS

15k

20k

30k

60k

TUBING

TOOLS

SPARE PARTS

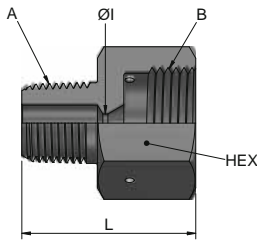
ADAPTERS

MALE
MALE

MALE
FEMALE

FEMALE
FEMALE

PROOF TEST
ADAPTERS

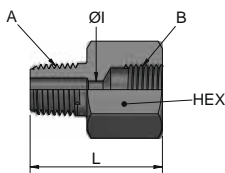


Male NPT | Female HP

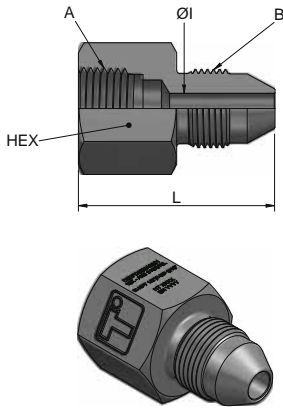
Part No	Description	Side A	Side B	ID	Hex	L	MAWP
D9DMC01FB0901	1/16 M-NPT F-HP 9/16 15k 316D	1/16 M-NPT	9/16 F-HP	3,2	1+3/8 35	36	15k
D9DMC02FB0401	1/8 M-NPT F-HP 1/4 15k 316D	1/8 M-NPT	1/4 F-HP	2,4	3/4 19	28	15k
D9DMC02FB0601	1/8 M-NPT F-HP 3/8 15k 316D	1/8 M-NPT	3/8 F-HP	3,2	1 26	31	15k
D9DMC04FB0401	1/4 M-NPT F-HP 1/4 15k 316D	1/4 M-NPT	1/4 F-HP	2,4	3/4 19	33	15k
D9DMC04FB0601	1/4 M-NPT F-HP 3/8 15k 316D	1/4 M-NPT	3/8 F-HP	3,2	1 26	36	15k
D9DMC04FB0901	1/4 M-NPT F-HP 9/16 15k 316D	1/4 M-NPT	9/16 F-HP	4,8	1+3/8 35	41	15k
D9DMC06FB0401	3/8 M-NPT F-HP 1/4 15k 316D	3/8 M-NPT	1/4 F-HP	2,4	3/4 19	34	15k
D9DMC06FB0601	3/8 M-NPT F-HP 3/8 15k 316D	3/8 M-NPT	3/8 F-HP	3,2	1 26	37	15k
D9DMC06FB0901	3/8 M-NPT F-HP 9/16 15k 316D	3/8 M-NPT	9/16 F-HP	4,8	1+3/8 35	42	15k
D9DMC08FB0401	1/2 M-NPT F-HP 1/4 15k 316D	1/2 M-NPT	1/4 F-HP	2,4	1 26	38	15k
D9DMC08FB0601	1/2 M-NPT F-HP 3/8 15k 316D	1/2 M-NPT	3/8 F-HP	3,2	1 26	41	15k
D9DMC08FB0901	1/2 M-NPT F-HP 9/16 15k 316D	1/2 M-NPT	9/16 F-HP	4,8	1+3/8 35	46	15k
D9CMC12FB0401	3/4 M-NPT F-HP 1/4 10k 316D	3/4 M-NPT	1/4 F-HP	2,4	1+3/16 30	39	10k
D9CMC12FB0601	3/4 M-NPT F-HP 3/8 10k 316D	3/4 M-NPT	3/8 F-HP	3,2	1+3/16 30	42	10k
D9CMC12FB0901	3/4 M-NPT F-HP 9/16 10k 316D	3/4 M-NPT	9/16 F-HP	4,8	1+3/8 35	47	10k
D9CMC16FB0401	1 M-NPT F-HP 1/4 10k 316D	1 M-NPT	1/4 F-HP	2,4	1+1/2 38	43	10k
D9CMC16FB0601	1 M-NPT F-HP 3/8 10k 316D	1 M-NPT	3/8 F-HP	3,2	1+1/2 38	46	10k
D9CMC16FB0901	1 M-NPT F-HP 9/16 10k 316D	1 M-NPT	9/16 F-HP	4,8	1+1/2 38	51	10k

Male NPT | Female GAS 120

Part No	Description	Side A	Side B	ID	Hex	L	MAWP
D9DMC04FE0401	1/4 M-NPT F-G120 1/4 15k 316D	1/4 M-NPT	1/4 F-G120	4,5	7/8 22	35	15k



MALE | FEMALE ADAPTERS



Female NPT | Male MP

Part No	Description	Side A	Side B	ID	Hex	L	MAWP
D9DFC01MA0901	1/16 F-NPT M-MP 9/16 15k 316D	1/16 F-NPT	9/16 M-MP	4	7/8 22	40	15k
D9DFC02MA0401	1/8 F-NPT M-MP 1/4 15k 316D	1/8 F-NPT	1/4 M-MP	2,8	5/8 16	34	15k
D9DFC02MA0601	1/8 F-NPT M-MP 3/8 15k 316D	1/8 F-NPT	3/8 M-MP	5,2	5/8 16	38	15k
D9DFC02MA0901	1/8 F-NPT M-MP 9/16 15k 316D	1/8 F-NPT	9/16 M-MP	6	7/8 22	41	15k
D9DFC02MA1201	1/8 F-NPT M-MP 3/4 15k 316D	1/8 F-NPT	3/4 M-MP	6	1+3/16 30	47	15k
D9DFC04MA0401	1/4 F-NPT M-MP 1/4 15k 316D	1/4 F-NPT	1/4 M-MP	2,8	3/4 19	37	15k
D9DFC04MA0601	1/4 F-NPT M-MP 3/8 15k 316D	1/4 F-NPT	3/8 M-MP	5,2	3/4 19	41	15k
D9DFC04MA0901	1/4 F-NPT M-MP 9/16 15k 316D	1/4 F-NPT	9/16 M-MP	8	7/8 22	44	15k
D9DFC04MA1201	1/4 F-NPT M-MP 3/4 15k 316D	1/4 F-NPT	3/4 M-MP	8	1+3/16 30	49	15k
D9DFC04MA1601	1/4 F-NPT M-MP 1 15k 316D	1/4 F-NPT	1 M-MP	8	1+1/2 38	61	15k
D9DFC06MA0401	3/8 F-NPT M-MP 1/4 15k 316D	3/8 F-NPT	1/4 M-MP	2,8	1 26	40	15k
D9DFC06MA0601	3/8 F-NPT M-MP 3/8 15k 316D	3/8 F-NPT	3/8 M-MP	5,2	1 26	44	15k
D9DFC06MA0901	3/8 F-NPT M-MP 9/16 15k 316D	3/8 F-NPT	9/16 M-MP	8	1 26	47	15k
D9DFC06MA1201	3/8 F-NPT M-MP 3/4 15k 316D	3/8 F-NPT	3/4 M-MP	11	1+3/16 30	52	15k
D9DFC06MA1601	3/8 F-NPT M-MP 1 15k 316D	3/8 F-NPT	1 M-MP	12	1+1/2 38	64	15k
D9DFC08MA0401	1/2 F-NPT M-MP 1/4 15k 316D	1/2 F-NPT	1/4 M-MP	2,8	1+3/16 30	45	15k
D9DFC08MA0601	1/2 F-NPT M-MP 3/8 15k 316D	1/2 F-NPT	3/8 M-MP	5,2	1+3/16 30	49	15k
D9DFC08MA0901	1/2 F-NPT M-MP 9/16 15k 316D	1/2 F-NPT	9/16 M-MP	8	1+3/16 30	52	15k
D9DFC08MA1201	1/2 F-NPT M-MP 3/4 15k 316D	1/2 F-NPT	3/4 M-MP	11	1+3/16 30	57	15k
D9DFC08MA1601	1/2 F-NPT M-MP 1 15k 316D	1/2 F-NPT	1 M-MP	14,3	1+1/2 38	69	15k
D9CFC12MA0601	3/4 F-NPT M-MP 3/8 10k 316D	3/4 F-NPT	3/8 M-MP	5,2	1+3/8 35	49	10k
D9CFC12MA0901	3/4 F-NPT M-MP 9/16 10k 316D	3/4 F-NPT	9/16 M-MP	8	1+3/8 35	52	10k
D9CFC12MA1201	3/4 F-NPT M-MP 3/4 10k 316D	3/4 F-NPT	3/4 M-MP	11	1+3/8 35	57	10k
D9CFC12MA1601	3/4 F-NPT M-MP 1 10k 316D	3/4 F-NPT	1 M-MP	14,3	1+1/2 38	69	10k
D9CFC16MA0601	1 F-NPT M-MP 3/8 10k 316D	1 F-NPT	3/8 M-MP	5,2	1+7/8 48	55	10k
D9CFC16MA0901	1 F-NPT M-MP 9/16 10k 316D	1 F-NPT	9/16 M-MP	8	1+7/8 48	58	10k
D9CFC16MA1201	1 F-NPT M-MP 3/4 10k 316D	1 F-NPT	3/4 M-MP	11	1+7/8 48	63	10k
D9CFC16MA1601	1 F-NPT M-MP 1 10k 316D	1 F-NPT	1 M-MP	14,3	1+7/8 48	75	10k

15k

 20k

 30k

 60k

 TUBING

 TOOLS

 SPARE PARTS

ADAPTERS

 MALE MALE

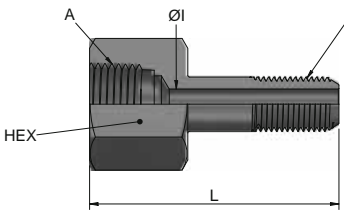
MALE FEMALE

 FEMALE FEMALE

 PROOF TEST ADAPTERS

MALE | FEMALE ADAPTERS

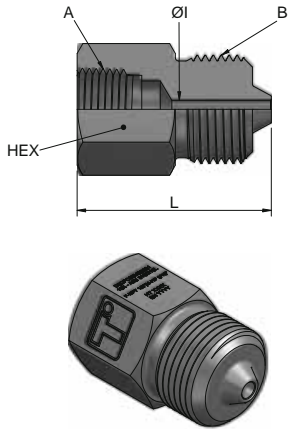
- 15k
-
- 20k
-
- 30k
-
- 60k
-
- TUBING
-
- TOOLS
-
- SPARE PARTS
-
- ADAPTERS**
-
- MALE MALE
-
- MALE FEMALE**
-
- FEMALE FEMALE
-
- PROOF TEST ADAPTERS



Female NPT | Torpedo MP

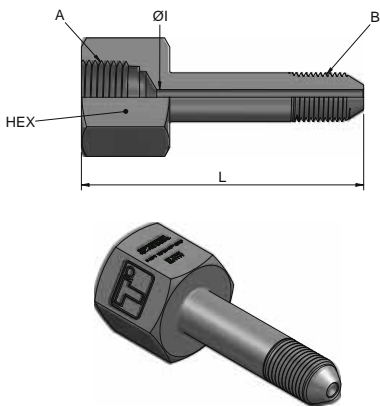
Part No	Description	Side A	Side B	ID	Hex	L	MAWP
D9DFC02MS0401	1/8 F-NPT M-MP* 1/4 15k 316D	1/8 F-NPT	1/4 M-MP*	2,8	5/8 16	43	15k
D9DFC02MS0601	1/8 F-NPT M-MP* 3/8 15k 316D	1/8 F-NPT	3/8 M-MP*	5,2	5/8 16	49	15k
D9DFC02MS0901	1/8 F-NPT M-MP* 9/16 15k 316D	1/8 F-NPT	9/16 M-MP*	6	5/8 16	55	15k
D9DFC02MS1201	1/8 F-NPT M-MP* 3/4 15k 316D	1/8 F-NPT	3/4 M-MP*	6	5/8 16	63	15k
D9DFC02MS1601	1/8 F-NPT M-MP* 1 15k 316D	1/8 F-NPT	1 M-MP*	6	5/8 16	79	15k
D9DFC04MS0401	1/4 F-NPT M-MP* 1/4 15k 316D	1/4 F-NPT	1/4 M-MP*	2,8	3/4 19	46	15k
D9DFC04MS0601	1/4 F-NPT M-MP* 3/8 15k 316D	1/4 F-NPT	3/8 M-MP*	5,2	3/4 19	52	15k
D9DFC04MS0901	1/4 F-NPT M-MP* 9/16 15k 316D	1/4 F-NPT	9/16 M-MP*	8	3/4 19	58	15k
D9DFC04MS1201	1/4 F-NPT M-MP* 3/4 15k 316D	1/4 F-NPT	3/4 M-MP*	8	3/4 19	66	15k
D9DFC04MS1601	1/4 F-NPT M-MP* 1 15k 316D	1/4 F-NPT	1 M-MP*	8	3/4 19	82	15k
D9DFC06MS0401	3/8 F-NPT M-MP* 1/4 15k 316D	3/8 F-NPT	1/4 M-MP*	2,8	1 26	49	15k
D9DFC06MS0601	3/8 F-NPT M-MP* 3/8 15k 316D	3/8 F-NPT	3/8 M-MP*	5,2	1 26	55	15k
D9DFC06MS0901	3/8 F-NPT M-MP* 9/16 15k 316D	3/8 F-NPT	9/16 M-MP*	8	1 26	61	15k
D9DFC06MS1201	3/8 F-NPT M-MP* 3/4 15k 316D	3/8 F-NPT	3/4 M-MP*	11	1 26	69	15k
D9DFC06MS1601	3/8 F-NPT M-MP* 1 15k 316D	3/8 F-NPT	1 M-MP*	12	1 26	85	15k
D9DFC08MS0401	1/2 F-NPT M-MP* 1/4 15k 316D	1/2 F-NPT	1/4 M-MP*	2,8	1+3/16 30	54	15k
D9DFC08MS0601	1/2 F-NPT M-MP* 3/8 15k 316D	1/2 F-NPT	3/8 M-MP*	5,2	1+3/16 30	60	15k
D9DFC08MS0901	1/2 F-NPT M-MP* 9/16 15k 316D	1/2 F-NPT	9/16 M-MP*	8	1+3/16 30	66	15k
D9DFC08MS1201	1/2 F-NPT M-MP* 3/4 15k 316D	1/2 F-NPT	3/4 M-MP*	11	1+3/16 30	74	15k
D9DFC08MS1601	1/2 F-NPT M-MP* 1 15k 316D	1/2 F-NPT	1 M-MP*	14	1+3/16 30	90	15k
D9CFC12MS0401	3/4 F-NPT M-MP* 1/4 10k 316D	3/4 F-NPT	1/4 M-MP*	2,8	1+3/8 35	54	10k
D9CFC12MS0601	3/4 F-NPT M-MP* 3/8 10k 316D	3/4 F-NPT	3/8 M-MP*	5,2	1+3/8 35	60	10k
D9CFC12MS0901	3/4 F-NPT M-MP* 9/16 10k 316D	3/4 F-NPT	9/16 M-MP*	8	1+3/8 35	66	10k
D9CFC12MS1201	3/4 F-NPT M-MP* 3/4 10k 316D	3/4 F-NPT	3/4 M-MP*	11	1+3/8 35	74	10k
D9CFC12MS1601	3/4 F-NPT M-MP* 1 10k 316D	3/4 F-NPT	1 M-MP*	14	1+3/8 35	90	10k
D9CFC16MS0601	1 F-NPT M-MP* 3/8 10k 316D	1 F-NPT	3/8 M-MP*	5,2	1+7/8 48	66	10k
D9CFC16MS0901	1 F-NPT M-MP* 9/16 10k 316D	1 F-NPT	9/16 M-MP*	8	1+7/8 48	72	10k
D9CFC16MS1201	1 F-NPT M-MP* 3/4 10k 316D	1 F-NPT	3/4 M-MP*	11	1+7/8 48	80	10k
D9CFC16MS1601	1 F-NPT M-MP* 1 10k 316D	1 F-NPT	1 M-MP*	14	1+7/8 48	96	10k

MALE | FEMALE ADAPTERS



Female NPT | Male HP

Part No	Description	Side A	Side B	ID	Hex	L	MAWP
D9DFC01MB0601	1/16 F-NPT M-HP 3/8 15k 316D	1/16 F-NPT	3/8 M-HP	3,2	13/16 21	36	15k
D9DFC02MB0401	1/8 F-NPT M-HP 1/4 15k 316D	1/8 F-NPT	1/4 M-HP	2,1	5/8 16	32	15k
D9DFC02MB0601	1/8 F-NPT M-HP 3/8 15k 316D	1/8 F-NPT	3/8 M-HP	3,2	13/16 21	38	15k
D9DFC02MB0901	1/8 F-NPT M-HP 9/16 15k 316D	1/8 F-NPT	9/16 M-HP	4,8	1+3/16 30	42	15k
D9DFC04MB0401	1/4 F-NPT M-HP 1/4 15k 316D	1/4 F-NPT	1/4 M-HP	2,1	3/4 19	35	15k
D9DFC04MB0601	1/4 F-NPT M-HP 3/8 15k 316D	1/4 F-NPT	3/8 M-HP	3,2	13/16 21	41	15k
D9DFC04MB0901	1/4 F-NPT M-HP 9/16 15k 316D	1/4 F-NPT	9/16 M-HP	4,8	1+3/16 30	44	15k
D9DFC06MB0401	3/8 F-NPT M-HP 1/4 15k 316D	3/8 F-NPT	1/4 M-HP	2,1	1 26	38	15k
D9DFC06MB0601	3/8 F-NPT M-HP 3/8 15k 316D	3/8 F-NPT	3/8 M-HP	3,2	1 26	44	15k
D9DFC06MB0901	3/8 F-NPT M-HP 9/16 15k 316D	3/8 F-NPT	9/16 M-HP	4,8	1+3/16 30	47	15k
D9DFC08MB0401	1/2 F-NPT M-HP 1/4 15k 316D	1/2 F-NPT	1/4 M-HP	2,1	1+3/16 30	43	15k
D9DFC08MB0601	1/2 F-NPT M-HP 3/8 15k 316D	1/2 F-NPT	3/8 M-HP	3,2	1+3/16 30	49	15k
D9DFC08MB0901	1/2 F-NPT M-HP 9/16 15k 316D	1/2 F-NPT	9/16 M-HP	4,8	1+3/16 30	52	15k
D9CFC12MB0601	3/4 F-NPT M-HP 3/8 10k 316D	3/4 F-NPT	3/8 M-HP	3,2	1+3/8 35	49	10k
D9CFC12MB0901	3/4 F-NPT M-HP 9/16 10k 316D	3/4 F-NPT	9/16 M-HP	4,8	1+3/8 35	52	10k
D9CFC16MB0901	1 F-NPT M-HP 9/16 10k 316D	1 F-NPT	9/16 M-HP	4,8	1+7/8 48	58	10k



Female NPT | Torpedo HP

Part No	Description	Side A	Side B	ID	Hex	L	MAWP
D9DFC02MT0401	1/8 F-NPT M-HP* 1/4 15k 316D	1/8 F-NPT	1/4 M-HP*	2,6	5/8 16	47	15k
D9DFC02MT0601	1/8 F-NPT M-HP* 3/8 15k 316D	1/8 F-NPT	3/8 M-HP*	3,7	5/8 16	58	15k
D9DFC02MT0901	1/8 F-NPT M-HP* 9/16 15k 316D	1/8 F-NPT	9/16 M-HP*	4,5	5/8 16	72	15k
D9DFC04MT0401	1/4 F-NPT M-HP* 1/4 15k 316D	1/4 F-NPT	1/4 M-HP*	2,6	3/4 19	50	15k
D9DFC04MT0601	1/4 F-NPT M-HP* 3/8 15k 316D	1/4 F-NPT	3/8 M-HP*	3,7	3/4 19	61	15k
D9DFC04MT0901	1/4 F-NPT M-HP* 9/16 15k 316D	1/4 F-NPT	9/16 M-HP*	4,5	3/4 19	75	15k
D9DFC06MT0401	3/8 F-NPT M-HP* 1/4 15k 316D	3/8 F-NPT	1/4 M-HP*	2,6	1 26	53	15k
D9DFC06MT0601	3/8 F-NPT M-HP* 3/8 15k 316D	3/8 F-NPT	3/8 M-HP*	3,7	1 26	64	15k
D9DFC06MT0901	3/8 F-NPT M-HP* 9/16 15k 316D	3/8 F-NPT	9/16 M-HP*	4,5	1 26	78	15k
D9DFC08MT0401	1/2 F-NPT M-HP* 1/4 15k 316D	1/2 F-NPT	1/4 M-HP*	2,6	1+3/16 30	58	15k
D9DFC08MT0601	1/2 F-NPT M-HP* 3/8 15k 316D	1/2 F-NPT	3/8 M-HP*	3,7	1+3/16 30	69	15k
D9DFC08MT0901	1/2 F-NPT M-HP* 9/16 15k 316D	1/2 F-NPT	9/16 M-HP*	4,5	1+3/16 30	83	15k
D9CFC12MT0401	3/4 F-NPT M-HP* 1/4 10k 316D	3/4 F-NPT	1/4 M-HP*	2,6	1+3/8 35	58	10k
D9CFC12MT0601	3/4 F-NPT M-HP* 3/8 10k 316D	3/4 F-NPT	3/8 M-HP*	3,7	1+3/8 35	69	10k
D9CFC12MT0901	3/4 F-NPT M-HP* 9/16 10k 316D	3/4 F-NPT	9/16 M-HP*	4,5	1+3/8 35	83	10k
D9CFC16MT0401	1 F-NPT M-HP* 1/4 10k 316D	1 F-NPT	1/4 M-HP*	2,6	1+7/8 48	64	10k
D9CFC16MT0601	1 F-NPT M-HP* 3/8 10k 316D	1 F-NPT	3/8 M-HP*	3,7	1+7/8 48	75	10k
D9CFC16MT0901	1 F-NPT M-HP* 9/16 10k 316D	1 F-NPT	9/16 M-HP*	4,5	1+7/8 48	89	10k

15k

20k

30k

60k

TUBING

TOOLS

SPARE PARTS

ADAPTERS

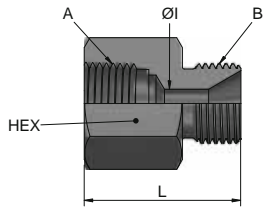
MALE MALE

MALE FEMALE

FEMALE FEMALE

PROOF TEST ADAPTERS

MALE | FEMALE ADAPTERS



Female NPT | Male BSPP

Part No	Description	Side A	Side B	ID	Hex	L	MAWP
D9DFC04ME0401	1/4 F-NPT M-BSPP 1/4 15k 316D	1/4 F-NPT	1/4 M-BSPP	4	3/4 19	30	15k
D9DFC06ME0601	3/8 F-NPT M-BSPP 3/8 15k 316D	3/8 F-NPT	3/8 M-BSPP	5	1 26	35	15k
D9DFC08ME0801	1/2 F-NPT M-BSPP 1/2 15k 316D	1/2 F-NPT	1/2 M-BSPP	7,5	1+3/16 30	42	15k

15k

20k

30k

60k

TUBING

TOOLS

SPARE PARTS

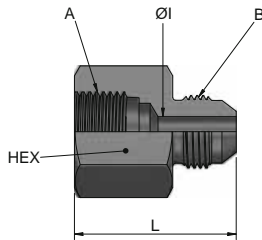
ADAPTERS

MALE MALE

MALE FEMALE

FEMALE FEMALE

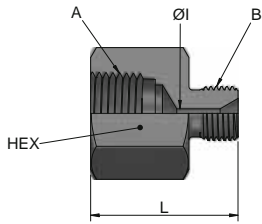
PROOF TEST ADAPTERS



Female NPT | Male JIC

Part No	Description	Side A	Side B	ID	Hex	L	MAWP
D9DFC02MD0401	1/8 F-NPT M-JIC 1/4 15k 316D	1/8 F-NPT	1/4 M-JIC	4,4	5/8 16	30	15k
D9DFC04MD0401	1/4 F-NPT M-JIC 1/4 15k 316D	1/4 F-NPT	1/4 M-JIC	4,4	3/4 19	33	15k
D9DFC04MD0601	1/4 F-NPT M-JIC 3/8 15k 316D	1/4 F-NPT	3/8 M-JIC	5,8	3/4 19	33	15k
D9DFC04MD0801	1/4 F-NPT M-JIC 1/2 15k 316D	1/4 F-NPT	1/2 M-JIC	8	13/16 21	35	15k
D9DFC06MD0401	3/8 F-NPT M-JIC 1/4 15k 316D	3/8 F-NPT	1/4 M-JIC	4,4	1 26	36	15k
D9DFC06MD0601	3/8 F-NPT M-JIC 3/8 15k 316D	3/8 F-NPT	3/8 M-JIC	5,8	1 26	36	15k
D9DFC06MD0801	3/8 F-NPT M-JIC 1/2 15k 316D	3/8 F-NPT	1/2 M-JIC	8	1 26	38	15k
D9DFC08MD0401	1/2 F-NPT M-JIC 1/4 15k 316D	1/2 F-NPT	1/4 M-JIC	4,4	1+3/16 30	41	15k
D9DFC08MD0601	1/2 F-NPT M-JIC 3/8 15k 316D	1/2 F-NPT	3/8 M-JIC	5,8	1+3/16 30	41	15k
D9DFC08MD0801	1/2 F-NPT M-JIC 1/2 15k 316D	1/2 F-NPT	1/2 M-JIC	8	1+3/16 30	43	15k
D9DFC08MD1201	1/2 F-NPT M-JIC 3/4 15k 316D	1/2 F-NPT	3/4 M-JIC	11	1+3/16 30	48	15k
D9CFC12MD0801	3/4 F-NPT M-JIC 1/2 10k 316D	3/4 F-NPT	1/2 M-JIC	8	1+3/8 35	43	10k
D9CFC12MD1201	3/4 F-NPT M-JIC 3/4 10k 316D	3/4 F-NPT	3/4 M-JIC	11	1+3/8 35	48	10k
D9CFC16MD1601	1 F-NPT M-JIC 1 10k 316D	1 F-NPT	1 M-JIC	14	1+7/8 48	55	10k

MALE | FEMALE ADAPTERS



Female NPT | Male Type-M

Part No	Description	Side A	Side B	ID	Hex	L	MAWP
D9DFC04MF0901	1/4 F-NPT M-TM 9/16 15k 316D	1/4 F-NPT	9/16 M-TM	2,4	3/4 19	31	15k
D9DFC04MF1201	1/4 F-NPT M-TM 3/4 15k 316D	1/4 F-NPT	3/4 M-TM	8	3/4 19	34	15k
D9DFC06MF0901	3/8 F-NPT M-TM 9/16 15k 316D	3/8 F-NPT	9/16 M-TM	2,4	1 26	34	15k
D9DFC06MF1201	3/8 F-NPT M-TM 3/4 15k 316D	3/8 F-NPT	3/4 M-TM	8	1 26	37	15k
D9DFC06MF1601	3/8 F-NPT M-TM 1 15k 316D	3/8 F-NPT	1 M-TM	10	1 26	37	15k
D9DFC08MF0901	1/2 F-NPT M-TM 9/16 15k 316D	1/2 F-NPT	9/16 M-TM	2,4	1+3/16 30	39	15k
D9DFC08MF1201	1/2 F-NPT M-TM 3/4 15k 316D	1/2 F-NPT	3/4 M-TM	8	1+3/16 30	42	15k
D9DFC08MF1601	1/2 F-NPT M-TM 1 15k 316D	1/2 F-NPT	1 M-TM	10	1+3/16 30	42	15k
D9CFC12MF0901	3/4 F-NPT M-TM 9/16 10k 316D	3/4 F-NPT	9/16 M-TM	2,4	1+3/8 35	39	10k
D9CFC12MF1201	3/4 F-NPT M-TM 3/4 10k 316D	3/4 F-NPT	3/4 M-TM	8	1+3/8 35	42	10k
D9CFC12MF1601	3/4 F-NPT M-TM 1 10k 316D	3/4 F-NPT	1 M-TM	10	1+3/8 35	42	10k
D9CFC16MF0901	1 F-NPT M-TM 9/16 10k 316D	1 F-NPT	9/16 M-TM	2,4	1+7/8 48	45	10k
D9CFC16MF1201	1 F-NPT M-TM 3/4 10k 316D	1 F-NPT	3/4 M-TM	8	1+7/8 48	48	10k
D9CFC16MF1601	1 F-NPT M-TM 1 10k 316D	1 F-NPT	1 M-TM	10	1+7/8 48	48	10k
D9CFC16MF2101	1 F-NPT M-TM 1+5/16 10k 316D	1 F-NPT	1+5/16 M-TM	17	1+7/8 48	48	10k

15k

20k

30k

60k

TUBING

TOOLS

SPARE PARTS

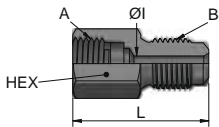
ADAPTERS

MALE
MALE

MALE
FEMALE

FEMALE
FEMALE

PROOF TEST
ADAPTERS



Female NPT | Male GAS 100

Part No	Description	Side A	Side B	ID	Hex	L	MAWP
D9DFC04MR0401	1/4 F-NPT M-G100 1/4 15k 316D	1/4 F-NPT	1/4 M-G100	4	3/4 19	36	15k

MALE | FEMALE ADAPTERS

15k

20k

30k

60k

TUBING

TOOLS

SPARE PARTS

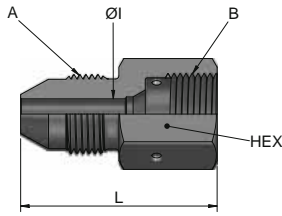
ADAPTERS

MALE
MALE

MALE
FEMALE

FEMALE
FEMALE

PROOF TEST
ADAPTERS

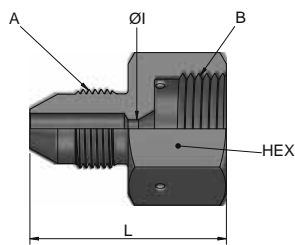


Male MP | Female MP

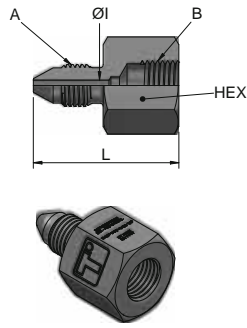
Part No	Description	Side A	Side B	ID	Hex	L	MAWP
D9EMA04FA0601	1/4 M-MP F-MP 3/8 20k 316D	1/4 M-MP	3/8 F-MP	2,8	3/4 19	40	20k
D9EMA04FA0901	1/4 M-MP F-MP 9/16 20k 316D	1/4 M-MP	9/16 F-MP	2,8	1 26	45	20k
D9EMA04FA1201	1/4 M-MP F-MP 3/4 20k 316D	1/4 M-MP	3/4 F-MP	2,8	1+3/8 35	51	20k
D9EMA04FA1601	1/4 M-MP F-MP 1 20k 316D	1/4 M-MP	1 F-MP	2,8	1+3/4 45	64	20k
D9EMA06FA0401	3/8 M-MP F-MP 1/4 20k 316D	3/8 M-MP	1/4 F-MP	2,8	5/8 16	41	20k
D9EMA06FA0901	3/8 M-MP F-MP 9/16 20k 316D	3/8 M-MP	9/16 F-MP	5,2	1 26	49	20k
D9EMA06FA1201	3/8 M-MP F-MP 3/4 20k 316D	3/8 M-MP	3/4 F-MP	5,2	1+3/8 35	55	20k
D9EMA06FA1601	3/8 M-MP F-MP 1 20k 316D	3/8 M-MP	1 F-MP	5,2	1+3/4 45	68	20k
D9EMA09FA0401	9/16 M-MP F-MP 1/4 20k 316D	9/16 M-MP	1/4 F-MP	2,8	7/8 22	44	20k
D9EMA09FA0601	9/16 M-MP F-MP 3/8 20k 316D	9/16 M-MP	3/8 F-MP	5,2	7/8 22	47	20k
D9EMA09FA1201	9/16 M-MP F-MP 3/4 20k 316D	9/16 M-MP	3/4 F-MP	8	1+3/8 35	58	20k
D9EMA09FA1601	9/16 M-MP F-MP 1 20k 316D	9/16 M-MP	1 F-MP	8	1+3/4 45	71	20k
D9EMA12FA0401	3/4 M-MP F-MP 1/4 20k 316D	3/4 M-MP	1/4 F-MP	2,8	1+3/16 30	49	20k
D9EMA12FA0601	3/4 M-MP F-MP 3/8 20k 316D	3/4 M-MP	3/8 F-MP	5,2	1+3/16 30	52	20k
D9EMA12FA0901	3/4 M-MP F-MP 9/16 20k 316D	3/4 M-MP	9/16 F-MP	9	1+3/16 30	57	20k
D9EMA12FA1601	3/4 M-MP F-MP 1 20k 316D	3/4 M-MP	1 F-MP	11	1+3/4 45	76	20k
D9EMA16FA0401	1 M-MP F-MP 1/4 20k 316D	1 M-MP	1/4 F-MP	2,8	1+1/2 38	61	20k
D9EMA16FA0601	1 M-MP F-MP 3/8 20k 316D	1 M-MP	3/8 F-MP	5,2	1+1/2 38	64	20k
D9EMA16FA0901	1 M-MP F-MP 9/16 20k 316D	1 M-MP	9/16 F-MP	9	1+1/2 38	69	20k
D9EMA16FA1201	1 M-MP F-MP 3/4 20k 316D	1 M-MP	3/4 F-MP	13	1+1/2 38	75	20k

Male MP | Female HP

Part No	Description	Side A	Side B	ID	Hex	L	MAWP
D9EMA04FB0401	1/4 M-MP F-HP 1/4 20k 316D	1/4 M-MP	1/4 F-HP	2,4	3/4 19	37	20k
D9EMA04FB0601	1/4 M-MP F-HP 3/8 20k 316D	1/4 M-MP	3/8 F-HP	2,8	1 26	40	20k
D9EMA04FB0901	1/4 M-MP F-HP 9/16 20k 316D	1/4 M-MP	9/16 F-HP	2,8	1+3/8 35	45	20k
D9EMA06FB0401	3/8 M-MP F-HP 1/4 20k 316D	3/8 M-MP	1/4 F-HP	2,4	3/4 19	41	20k
D9EMA06FB0601	3/8 M-MP F-HP 3/8 20k 316D	3/8 M-MP	3/8 F-HP	3,2	1 26	44	20k
D9EMA06FB0901	3/8 M-MP F-HP 9/16 20k 316D	3/8 M-MP	9/16 F-HP	4,8	1+3/8 35	49	20k
D9EMA09FB0401	9/16 M-MP F-HP 1/4 20k 316D	9/16 M-MP	1/4 F-HP	2,4	7/8 22	44	20k
D9EMA09FB0601	9/16 M-MP F-HP 3/8 20k 316D	9/16 M-MP	3/8 F-HP	3,2	1 26	47	20k
D9EMA09FB0901	9/16 M-MP F-HP 9/16 20k 316D	9/16 M-MP	9/16 F-HP	4,8	1+3/8 35	52	20k
D9EMA12FB0401	3/4 M-MP F-HP 1/4 20k 316D	3/4 M-MP	1/4 F-HP	2,4	1+3/16 30	49	20k
D9EMA12FB0601	3/4 M-MP F-HP 3/8 20k 316D	3/4 M-MP	3/8 F-HP	3,2	1+3/16 30	52	20k
D9EMA12FB0901	3/4 M-MP F-HP 9/16 20k 316D	3/4 M-MP	9/16 F-HP	4,8	1+3/8 35	57	20k
D9EMA16FB0401	1 M-MP F-HP 1/4 20k 316D	1 M-MP	1/4 F-HP	2,4	1+1/2 38	61	20k
D9EMA16FB0601	1 M-MP F-HP 3/8 20k 316D	1 M-MP	3/8 F-HP	3,2	1+1/2 38	64	20k
D9EMA16FB0901	1 M-MP F-HP 9/16 20k 316D	1 M-MP	9/16 F-HP	4,8	1+1/2 38	69	20k



MALE | FEMALE ADAPTERS



Male MP | Female GAS 120

Part No	Description	Side A	Side B	ID	Hex	L	MAWP
D9EMA04FE0401	1/4 M-MP F-G120 1/4 20k 316D	1/4 M-MP	1/4 F-G120	2,8	7/8 22	39	20k

15k

20k

30k

60k

TUBING

TOOLS

SPARE PARTS

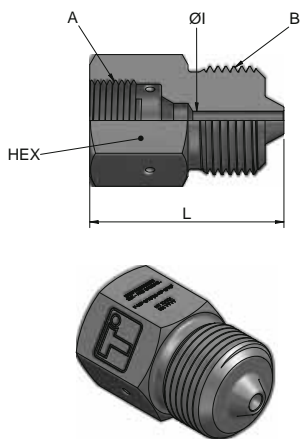
ADAPTERS

MALE MALE

MALE FEMALE

FEMALE FEMALE

PROOF TEST ADAPTERS



Female MP | Male HP

Part No	Description	Side A	Side B	ID	Hex	L	MAWP
D9EFA04MB0401	1/4 F-MP M-HP 1/4 20k 316D	1/4 F-MP	1/4 M-HP	2,1	5/8 16	35	20k
D9EFA04MB0601	1/4 F-MP M-HP 3/8 20k 316D	1/4 F-MP	3/8 M-HP	2,8	13/16 21	41	20k
D9EFA04MB0901	1/4 F-MP M-HP 9/16 20k 316D	1/4 F-MP	9/16 M-HP	2,8	1+3/16 30	44	20k
D9EFA06MB0401	3/8 F-MP M-HP 1/4 20k 316D	3/8 F-MP	1/4 M-HP	2,1	3/4 19	38	20k
D9EFA06MB0601	3/8 F-MP M-HP 3/8 20k 316D	3/8 F-MP	3/8 M-HP	3,2	13/16 21	44	20k
D9EFA06MB0901	3/8 F-MP M-HP 9/16 20k 316D	3/8 F-MP	9/16 M-HP	4,8	1+3/16 30	47	20k
D9EFA09MB0401	9/16 F-MP M-HP 1/4 20k 316D	9/16 F-MP	1/4 M-HP	2,1	1 26	43	20k
D9EFA09MB0601	9/16 F-MP M-HP 3/8 20k 316D	9/16 F-MP	3/8 M-HP	3,2	1 26	49	20k
D9EFA09MB0901	9/16 F-MP M-HP 9/16 20k 316D	9/16 F-MP	9/16 M-HP	4,8	1+3/16 30	52	20k
D9EFA12MB0401	3/4 F-MP M-HP 1/4 20k 316D	3/4 F-MP	1/4 M-HP	2,1	1+3/8 35	49	20k
D9EFA12MB0601	3/4 F-MP M-HP 3/8 20k 316D	3/4 F-MP	3/8 M-HP	3,2	1+3/8 35	55	20k
D9EFA12MB0901	3/4 F-MP M-HP 9/16 20k 316D	3/4 F-MP	9/16 M-HP	4,8	1+3/8 35	58	20k
D9EFA16MB0401	1 F-MP M-HP 1/4 20k 316D	1 F-MP	1/4 M-HP	2,1	1+3/4 45	62	20k
D9EFA16MB0601	1 F-MP M-HP 3/8 20k 316D	1 F-MP	3/8 M-HP	3,2	1+3/4 45	68	20k
D9EFA16MB0901	1 F-MP M-HP 9/16 20k 316D	1 F-MP	9/16 M-HP	4,8	1+3/4 45	71	20k

MALE | FEMALE ADAPTERS

15k

20k

30k

60k

TUBING

TOOLS

SPARE PARTS

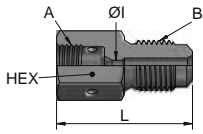
ADAPTERS

MALE MALE

MALE FEMALE

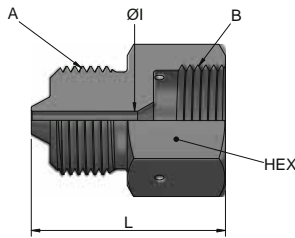
FEMALE FEMALE

PROOF TEST ADAPTERS



Female MP | Male GAS 100

Part No	Description	Side A	Side B	ID	Hex	L	MAWP
D9EFA04MR0401	1/4 F-MP M-G100 1/4 20k 316D	1/4 F-MP	1/4 M-G100	2,8	5/8 16	36	20k

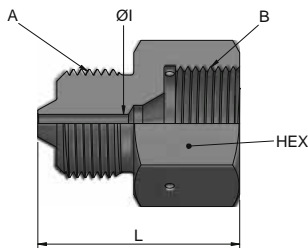


Male HP | Female HP

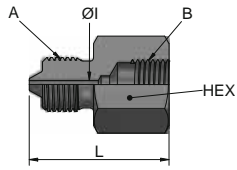
Part No	Description	Side A	Side B	ID	Hex	L	MAWP
D9HMB04FB0401	1/4 M-HP F-HP 1/4 60k 316D	1/4 M-HP	1/4 F-HP	2,1	3/4 19	35	60k
D9HMB04FB0601	1/4 M-HP F-HP 3/8 60k 316D	1/4 M-HP	3/8 F-HP	2,1	1 26	38	60k
D9HMB04FB0901	1/4 M-HP F-HP 9/16 60k 316D	1/4 M-HP	9/16 F-HP	2,1	1+3/8 35	43	60k
D9HMB06FB0401	3/8 M-HP F-HP 1/4 60k 316D	3/8 M-HP	1/4 F-HP	2,4	13/16 21	41	60k
D9HMB06FB0601	3/8 M-HP F-HP 3/8 60k 316D	3/8 M-HP	3/8 F-HP	3,2	1 26	44	60k
D9HMB06FB0901	3/8 M-HP F-HP 9/16 60k 316D	3/8 M-HP	9/16 F-HP	3,2	1+3/8 35	49	60k
D9HMB09FB0401	9/16 M-HP F-HP 1/4 60k 316D	9/16 M-HP	1/4 F-HP	2,4	1+3/16 30	44	60k
D9HMB09FB0601	9/16 M-HP F-HP 3/8 60k 316D	9/16 M-HP	3/8 F-HP	3,2	1+3/16 30	47	60k
D9HMB09FB0901	9/16 M-HP F-HP 9/16 60k 316D	9/16 M-HP	9/16 F-HP	4,8	1+3/8 35	52	60k

Male HP | Female HP Metric

Part No	Description	Side A	Side B	ID	Hex	L	MAWP
D9HMB09FR1801	9/16 M-HP F-HP M18 60k 316D	9/16 M-HP	M18 F-HP	4,8	1+1/2 38	54	60k



MALE | FEMALE ADAPTERS



Male HP | Female GAS 120

Part No	Description	Side A	Side B	ID	Hex	L	MAWP
D9FMB04FE0401	1/4 M-HP F-G120 1/4 30k 316D	1/4 M-HP	1/4 F-G120	2,1	7/8 22	37	30k

15k

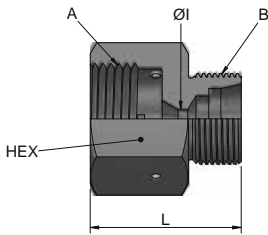
20k

30k

60k

TUBING

TOOLS



Female HP | Male CES

Part No	Description	Side A	Side B	ID	Hex	L	MAWP
D9GFB04MK1801	1/4 F-HP M-CES M18 40k 316D	1/4 F-HP	M18 M-CES	2,4	7/8 22	30	40k
D9GFB04MK2001	1/4 F-HP M-CES M20 40k 316D	1/4 F-HP	M20 M-CES	2,4	7/8 22	30	40k
D9GFB04MK2201	1/4 F-HP M-CES M22 40k 316D	1/4 F-HP	M22 M-CES	2,4	1 26	32	40k
D9LFB04MK2401	1/4 F-HP M-CES M24 50k 316D	1/4 F-HP	M24 M-CES	2,4	1 26	32	50k
D9GFB06MK1801	3/8 F-HP M-CES M18 40k 316D	3/8 F-HP	M18 M-CES	3,2	1 26	33	40k
D9GFB06MK2001	3/8 F-HP M-CES M20 40k 316D	3/8 F-HP	M20 M-CES	3,2	1 26	33	40k
D9GFB06MK2201	3/8 F-HP M-CES M22 40k 316D	3/8 F-HP	M22 M-CES	3,2	1 26	35	40k
D9LFB06MK2401	3/8 F-HP M-CES M24 50k 316D	3/8 F-HP	M24 M-CES	3,2	1 26	35	50k
D9FFB06MK3001	3/8 F-HP M-CES M30 30k 316D	3/8 F-HP	M30 M-CES	3,2	1+3/8 35	37	30k
D9GFB09MK1801	9/16 F-HP M-CES M18 40k 316D	9/16 F-HP	M18 M-CES	4,8	1+3/8 35	38	40k
D9GFB09MK2001	9/16 F-HP M-CES M20 40k 316D	9/16 F-HP	M20 M-CES	4,8	1+3/8 35	38	40k
D9GFB09MK2201	9/16 F-HP M-CES M22 40k 316D	9/16 F-HP	M22 M-CES	4,8	1+3/8 35	40	40k
D9LFB09MK2401	9/16 F-HP M-CES M24 50k 316D	9/16 F-HP	M24 M-CES	4,8	1+3/8 35	40	50k
D9FFB09MK3001	9/16 F-HP M-CES M30 30k 316D	9/16 F-HP	M30 M-CES	4,8	1+3/8 35	42	30k
D9MFB09MK3601	9/16 F-HP M-CES M36 24k 316D	9/16 F-HP	M36 M-CES	4,8	1+1/2 38	44	24k
D9DFB09MK4201	9/16 F-HP M-CES M42 15k 316D	9/16 F-HP	M42 M-CES	4,8	1+3/4 45	46	15k

SPARE PARTS

ADAPTERS

MALE MALE

MALE FEMALE

FEMALE FEMALE

PROOF TEST ADAPTERS

MALE | FEMALE ADAPTERS

15k

20k

30k

60k

TUBING

TOOLS

SPARE PARTS

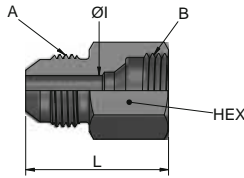
ADAPTERS

MALE
MALE

MALE
FEMALE

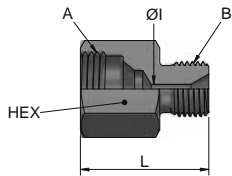
FEMALE
FEMALE

PROOF TEST
ADAPTERS



Male JIC | Female JIC




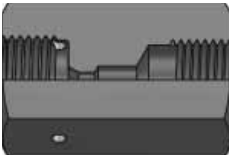
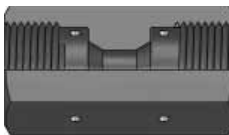
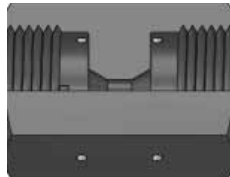
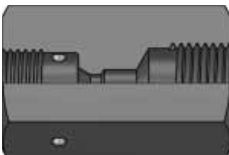

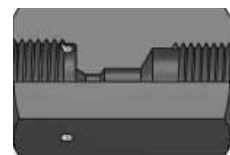
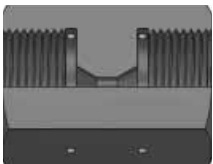
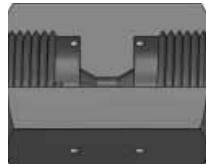
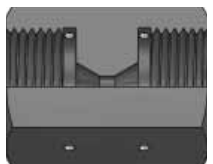

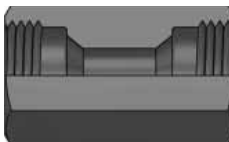
Part No	Description	Side A	Side B	ID	Hex	L	MAWP
D9EMD04FD0401	1/4 M-JIC F-JIC 1/4 20k 316D	1/4 M-JIC	1/4 F-JIC	4,2	5/8 16	32	20k
D9EMD04FD0601	1/4 M-JIC F-JIC 3/8 20k 316D	1/4 M-JIC	3/8 F-JIC	4,4	3/4 19	33	20k
D9EMD04FD0801	1/4 M-JIC F-JIC 1/2 20k 316D	1/4 M-JIC	1/2 F-JIC	4,4	7/8 22	36	20k
D9EMD06FD0401	3/8 M-JIC F-JIC 1/4 20k 316D	3/8 M-JIC	1/4 F-JIC	4,2	5/8 16	32	20k
D9EMD06FD0601	3/8 M-JIC F-JIC 3/8 20k 316D	3/8 M-JIC	3/8 F-JIC	5,8	3/4 19	33	20k
D9EMD06FD0801	3/8 M-JIC F-JIC 1/2 20k 316D	3/8 M-JIC	1/2 F-JIC	5,8	7/8 22	36	20k
D9EMD08FD0601	1/2 M-JIC F-JIC 3/8 20k 316D	1/2 M-JIC	3/8 F-JIC	7,5	13/16 21	35	20k
D9EMD08FD0801	1/2 M-JIC F-JIC 1/2 20k 316D	1/2 M-JIC	1/2 F-JIC	8	7/8 22	38	20k
D9DMD12FD1201	3/4 M-JIC F-JIC 3/4 15k 316D	3/4 M-JIC	3/4 F-JIC	11	1+3/8 35	46	15k
D9DMD12FD1601	3/4 M-JIC F-JIC 1 15k 316D	3/4 M-JIC	1 F-JIC	11	1+1/2 38	48	15k
D9DMD16FD1601	1 M-JIC F-JIC 1 15k 316D	1 M-JIC	1 F-JIC	14	1+1/2 38	49	15k



Female JIC | Male Type-M

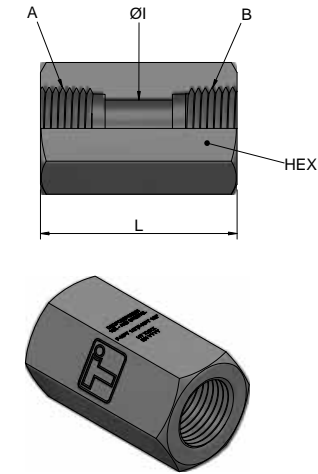
Part No	Description	Side A	Side B	ID	Hex	L	MAWP
D9EFD04MF0901	1/4 F-JIC M-TM 9/16 20k 316D	1/4 F-JIC	9/16 M-TM	2,4	5/8 16	30	20k
D9EFD06MF0901	3/8 F-JIC M-TM 9/16 20k 316D	3/8 F-JIC	9/16 M-TM	2,4	3/4 19	31	20k
D9EFD06MF1401	3/8 F-JIC M-TM 7/8 20k 316D	3/8 F-JIC	7/8 M-TM	3,8	1 26	37	20k
D9EFD06MF1601	3/8 F-JIC M-TM 1 20k 316D	3/8 F-JIC	1 M-TM	7,5	1 26	34	20k
D9EFD08MF0901	1/2 F-JIC M-TM 9/16 20k 316D	1/2 F-JIC	9/16 M-TM	2,4	7/8 22	34	20k
D9EFD08MF1201	1/2 F-JIC M-TM 3/4 20k 316D	1/2 F-JIC	3/4 M-TM	8	7/8 22	37	20k
D9EFD08MF1401	1/2 F-JIC M-TM 7/8 20k 316D	1/2 F-JIC	7/8 M-TM	3,8	1 26	40	20k
D9EFD08MF2101	1/2 F-JIC M-TM 1+5/16 20k 316D	1/2 F-JIC	1+5/16 M-TM	9,8	1+3/8 35	37	20k
D9DFD12MF1401	3/4 F-JIC M-TM 7/8 15k 316D	3/4 F-JIC	7/8 M-TM	3,8	1+3/8 35	43	15k
D9DFD12MF1601	3/4 F-JIC M-TM 1 15k 316D	3/4 F-JIC	1 M-TM	10	1+3/8 35	40	15k
D9DFD12MF2101	3/4 F-JIC M-TM 1+5/16 15k 316D	3/4 F-JIC	1+5/16 M-TM	15	1+3/8 35	40	15k

FEMALE | FEMALE ADAPTERS VISUAL INDEX

<p>Female NPT Female NPT</p>  <p>Page 94</p>	<p>Female NPT Female MP</p>  <p>Page 95</p>	<p>Female NPT Female HP</p>  <p>Page 95</p>
<p>Female NPT Female GAS 120</p>  <p>Page 96</p>	<p>Female MP Female MP</p>  <p>Page 96</p>	<p>Female MP Female HP</p>  <p>Page 97</p>
<p>Female MP Female GAS 120</p>  <p>Page 97</p>	<p>Female HP Female HP</p>  <p>Page 97</p>	<p>Female HP Female GAS 120</p>  <p>Page 98</p>
<p>Female HP Metric Female HP Metric</p>  <p>Page 98</p>	<p>Female HP (Metric Gland) Female HP (Metric Gland)</p>  <p>Page 98</p>	<p>Female HP Metric Compact Female HP Metric Compact</p>  <p>Page 99</p>
<p>Female HP Compact (Metric Gland) Female HP Compact (Metric Gland)</p>  <p>Page 99</p>	<p>Female JIC Female JIC</p>  <p>Page 99</p>	

- 15k
- 20k
- 30k
- 60k
- TUBING
- TOOLS
- SPARE PARTS
- ADAPTERS**
- MALE MALE
- MALE FEMALE
- FEMALE FEMALE**
- PROOF TEST ADAPTERS

FEMALE | FEMALE ADAPTERS



Female NPT | Female NPT

Part No	Description	Side A	Side B	ID	Hex	L	MAWP
D9DFC01FC0401	1/16 F-NPT F-NPT 1/4 15k 316D	1/16 F-NPT	1/4 F-NPT	4	3/4 19	31	15k
D9DFC01FC0801	1/16 F-NPT F-NPT 1/2 15k 316D	1/16 F-NPT	1/2 F-NPT	4	1+3/16 30	39	15k
D9DFC02FC0201	1/8 F-NPT F-NPT 1/8 15k 316D	1/8 F-NPT	1/8 F-NPT	6	5/8 16	30	15k
D9DFC02FC0401	1/8 F-NPT F-NPT 1/4 15k 316D	1/8 F-NPT	1/4 F-NPT	6	3/4 19	33	15k
D9DFC02FC0601	1/8 F-NPT F-NPT 3/8 15k 316D	1/8 F-NPT	3/8 F-NPT	6	1 26	36	15k
D9DFC02FC0801	1/8 F-NPT F-NPT 1/2 15k 316D	1/8 F-NPT	1/2 F-NPT	6	1+3/16 30	41	15k
D9DFC04FC0401	1/4 F-NPT F-NPT 1/4 15k 316D	1/4 F-NPT	1/4 F-NPT	8	3/4 19	36	15k
D9DFC04FC0601	1/4 F-NPT F-NPT 3/8 15k 316D	1/4 F-NPT	3/8 F-NPT	8	1 26	39	15k
D9DFC04FC0801	1/4 F-NPT F-NPT 1/2 15k 316D	1/4 F-NPT	1/2 F-NPT	8	1+3/16 30	44	15k
D9CFC04FC1201	1/4 F-NPT F-NPT 3/4 10k 316D	1/4 F-NPT	3/4 F-NPT	8	1+3/8 35	44	10k
D9DFC06FC0601	3/8 F-NPT F-NPT 3/8 15k 316D	3/8 F-NPT	3/8 F-NPT	12	1 26	42	15k
D9DFC06FC0801	3/8 F-NPT F-NPT 1/2 15k 316D	3/8 F-NPT	1/2 F-NPT	12	1+3/16 30	47	15k
D9CFC06FC1201	3/8 F-NPT F-NPT 3/4 10k 316D	3/8 F-NPT	3/4 F-NPT	12	1+3/8 35	47	10k
D9CFC06FC1601	3/8 F-NPT F-NPT 1 10k 316D	3/8 F-NPT	1 F-NPT	12	1+7/8 48	53	10k
D9DFC08FC0801	1/2 F-NPT F-NPT 1/2 15k 316D	1/2 F-NPT	1/2 F-NPT	15	1+3/16 30	52	15k
D9CFC08FC1201	1/2 F-NPT F-NPT 3/4 10k 316D	1/2 F-NPT	3/4 F-NPT	15	1+3/8 35	52	10k
D9CFC08FC1601	1/2 F-NPT F-NPT 1 10k 316D	1/2 F-NPT	1 F-NPT	15	1+7/8 48	58	10k
D9CFC12FC1201	3/4 F-NPT F-NPT 3/4 10k 316D	3/4 F-NPT	3/4 F-NPT	19	1+3/8 35	52	10k
D9CFC12FC1601	3/4 F-NPT F-NPT 1 10k 316D	3/4 F-NPT	1 F-NPT	19	1+7/8 48	58	10k
D9CFC16FC1601	1 F-NPT F-NPT 1 10k 316D	1 F-NPT	1 F-NPT	25	1+7/8 48	64	10k

15k

20k

30k

60k

TUBING

TOOLS

SPARE PARTS

ADAPTERS

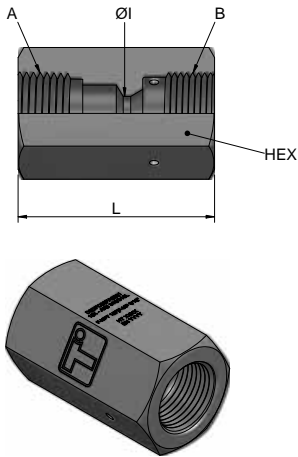
MALE MALE

MALE FEMALE

FEMALE FEMALE

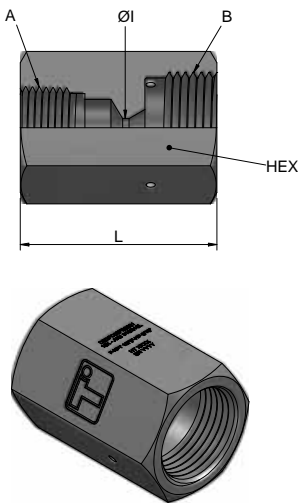
PROOF TEST ADAPTERS

FEMALE | FEMALE ADAPTERS



Female NPT | Female MP

Part No	Description	Side A	Side B	ID	Hex	L	MAWP
D9DFC02FA0401	1/8 F-NPT F-MP 1/4 15k 316D	1/8 F-NPT	1/4 F-MP	2,8	5/8 16	33	15k
D9DFC02FA0601	1/8 F-NPT F-MP 3/8 15k 316D	1/8 F-NPT	3/8 F-MP	5,2	3/4 19	36	15k
D9DFC02FA0901	1/8 F-NPT F-MP 9/16 15k 316D	1/8 F-NPT	9/16 F-MP	6	1 26	41	15k
D9DFC04FA0401	1/4 F-NPT F-MP 1/4 15k 316D	1/4 F-NPT	1/4 F-MP	2,8	3/4 19	36	15k
D9DFC04FA0601	1/4 F-NPT F-MP 3/8 15k 316D	1/4 F-NPT	3/8 F-MP	5,2	3/4 19	39	15k
D9DFC04FA0901	1/4 F-NPT F-MP 9/16 15k 316D	1/4 F-NPT	9/16 F-MP	8	1 26	44	15k
D9DFC06FA0401	3/8 F-NPT F-MP 1/4 15k 316D	3/8 F-NPT	1/4 F-MP	2,8	1 26	39	15k
D9DFC06FA0601	3/8 F-NPT F-MP 3/8 15k 316D	3/8 F-NPT	3/8 F-MP	5,2	1 26	42	15k
D9DFC06FA0901	3/8 F-NPT F-MP 9/16 15k 316D	3/8 F-NPT	9/16 F-MP	9	1 26	47	15k
D9DFC08FA0401	1/2 F-NPT F-MP 1/4 15k 316D	1/2 F-NPT	1/4 F-MP	2,8	1+3/16 30	44	15k
D9DFC08FA0601	1/2 F-NPT F-MP 3/8 15k 316D	1/2 F-NPT	3/8 F-MP	5,2	1+3/16 30	47	15k
D9DFC08FA0901	1/2 F-NPT F-MP 9/16 15k 316D	1/2 F-NPT	9/16 F-MP	9	1+3/16 30	52	15k
D9DFC08FA1201	1/2 F-NPT F-MP 3/4 15k 316D	1/2 F-NPT	3/4 F-MP	13	1+3/8 35	58	15k
D9CFC12FA0601	3/4 F-NPT F-MP 3/8 10k 316D	3/4 F-NPT	3/8 F-MP	5,2	1+3/8 35	47	10k
D9CFC12FA0901	3/4 F-NPT F-MP 9/16 10k 316D	3/4 F-NPT	9/16 F-MP	9	1+3/8 35	52	10k
D9CFC12FA1201	3/4 F-NPT F-MP 3/4 10k 316D	3/4 F-NPT	3/4 F-MP	13	1+3/8 35	58	10k
D9CFC12FA1601	3/4 F-NPT F-MP 1 10k 316D	3/4 F-NPT	1 F-MP	17,5	1+3/4 45	71	10k
D9CFC16FA0601	1 F-NPT F-MP 3/8 10k 316D	1 F-NPT	3/8 F-MP	5,2	1+7/8 48	53	10k
D9CFC16FA0901	1 F-NPT F-MP 9/16 10k 316D	1 F-NPT	9/16 F-MP	9	1+7/8 48	58	10k
D9CFC16FA1201	1 F-NPT F-MP 3/4 10k 316D	1 F-NPT	3/4 F-MP	13	1+7/8 48	64	10k
D9CFC16FA1601	1 F-NPT F-MP 1 10k 316D	1 F-NPT	1 F-MP	17,5	1+7/8 48	77	10k



Female NPT | Female HP

Part No	Description	Side A	Side B	ID	Hex	L	MAWP
D9DFC04FB0401	1/4 F-NPT F-HP 1/4 15k 316D	1/4 F-NPT	1/4 F-HP	2,4	3/4 19	36	15k
D9DFC04FB0601	1/4 F-NPT F-HP 3/8 15k 316D	1/4 F-NPT	3/8 F-HP	3,2	1 26	39	15k
D9DFC04FB0901	1/4 F-NPT F-HP 9/16 15k 316D	1/4 F-NPT	9/16 F-HP	4,8	1+3/8 35	44	15k
D9DFC06FB0401	3/8 F-NPT F-HP 1/4 15k 316D	3/8 F-NPT	1/4 F-HP	2,4	1 26	39	15k
D9DFC06FB0601	3/8 F-NPT F-HP 3/8 15k 316D	3/8 F-NPT	3/8 F-HP	3,2	1 26	42	15k
D9DFC06FB0901	3/8 F-NPT F-HP 9/16 15k 316D	3/8 F-NPT	9/16 F-HP	4,8	1+3/8 35	47	15k
D9DFC08FB0401	1/2 F-NPT F-HP 1/4 15k 316D	1/2 F-NPT	1/4 F-HP	2,4	1+3/16 30	44	15k
D9DFC08FB0601	1/2 F-NPT F-HP 3/8 15k 316D	1/2 F-NPT	3/8 F-HP	3,2	1+3/16 30	47	15k
D9DFC08FB0901	1/2 F-NPT F-HP 9/16 15k 316D	1/2 F-NPT	9/16 F-HP	4,8	1+3/8 35	52	15k
D9CFC12FB0401	3/4 F-NPT F-HP 1/4 10k 316D	3/4 F-NPT	1/4 F-HP	2,4	1+3/8 35	44	10k
D9CFC12FB0601	3/4 F-NPT F-HP 3/8 10k 316D	3/4 F-NPT	3/8 F-HP	3,2	1+3/8 35	47	10k
D9CFC12FB0901	3/4 F-NPT F-HP 9/16 10k 316D	3/4 F-NPT	9/16 F-HP	4,8	1+3/8 35	52	10k
D9CFC16FB0401	1 F-NPT F-HP 1/4 10k 316D	1 F-NPT	1/4 F-HP	2,4	1+7/8 48	50	10k
D9CFC16FB0601	1 F-NPT F-HP 3/8 10k 316D	1 F-NPT	3/8 F-HP	3,2	1+7/8 48	53	10k
D9CFC16FB0901	1 F-NPT F-HP 9/16 10k 316D	1 F-NPT	9/16 F-HP	4,8	1+7/8 48	58	10k

15k

20k

30k

60k

TUBING

TOOLS

SPARE PARTS

ADAPTERS

MALE MALE

MALE FEMALE

FEMALE FEMALE

PROOF TEST ADAPTERS

FEMALE | FEMALE ADAPTERS

15k

20k

30k

60k

TUBING

TOOLS

SPARE PARTS

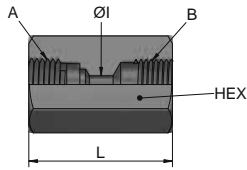
ADAPTERS

MALE MALE

MALE FEMALE

FEMALE FEMALE

PROOF TEST ADAPTERS

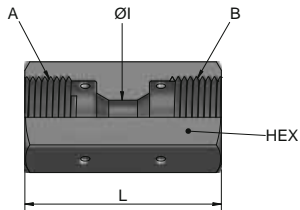


Female NPT | Female GAS 120

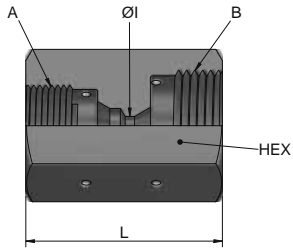
Part No	Description	Side A	Side B	ID	Hex	L	MAWP
D9DFC04FE0401	1/4 F-NPT F-G120 1/4 15k 316D	1/4 F-NPT	1/4 F-G120	4,5	7/8 22	38	15k

Female MP | Female MP

Part No	Description	Side A	Side B	ID	Hex	L	MAWP
D9EFA04FA0401	1/4 F-MP F-MP 1/4 20k 316D	1/4 F-MP	1/4 F-MP	2,8	5/8 16	36	20k
D9EFA04FA0601	1/4 F-MP F-MP 3/8 20k 316D	1/4 F-MP	3/8 F-MP	2,8	3/4 19	39	20k
D9EFA04FA0901	1/4 F-MP F-MP 9/16 20k 316D	1/4 F-MP	9/16 F-MP	2,8	1 26	44	20k
D9EFA04FA1201	1/4 F-MP F-MP 3/4 20k 316D	1/4 F-MP	3/4 F-MP	2,8	1+3/8 35	50	20k
D9EFA04FA1601	1/4 F-MP F-MP 1 20k 316D	1/4 F-MP	1 F-MP	2,8	1+3/4 45	63	20k
D9EFA06FA0601	3/8 F-MP F-MP 3/8 20k 316D	3/8 F-MP	3/8 F-MP	5,2	3/4 19	42	20k
D9EFA06FA0901	3/8 F-MP F-MP 9/16 20k 316D	3/8 F-MP	9/16 F-MP	5,2	1 26	47	20k
D9EFA06FA1201	3/8 F-MP F-MP 3/4 20k 316D	3/8 F-MP	3/4 F-MP	5,2	1+3/8 35	53	20k
D9EFA06FA1601	3/8 F-MP F-MP 1 20k 316D	3/8 F-MP	1 F-MP	5,2	1+3/4 45	66	20k
D9EFA09FA0901	9/16 F-MP F-MP 9/16 20k 316D	9/16 F-MP	9/16 F-MP	9	1 26	52	20k
D9EFA09FA1201	9/16 F-MP F-MP 3/4 20k 316D	9/16 F-MP	3/4 F-MP	9	1+3/8 35	58	20k
D9EFA09FA1601	9/16 F-MP F-MP 1 20k 316D	9/16 F-MP	1 F-MP	9	1+3/4 45	71	20k
D9EFA12FA1201	3/4 F-MP F-MP 3/4 20k 316D	3/4 F-MP	3/4 F-MP	13	1+3/8 35	64	20k
D9EFA12FA1601	3/4 F-MP F-MP 1 20k 316D	3/4 F-MP	1 F-MP	13	1+3/4 45	77	20k
D9EFA16FA1601	1 F-MP F-MP 1 20k 316D	1 F-MP	1 F-MP	17,5	1+3/4 45	90	20k

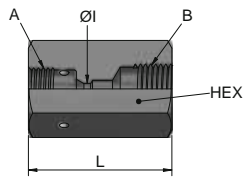


FEMALE | FEMALE ADAPTERS



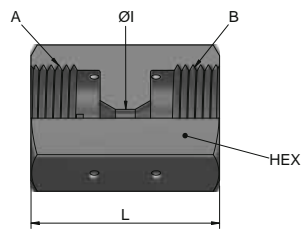
Female MP | Female HP

Part No	Description	Side A	Side B	ID	Hex	L	MAWP
D9EFA04FB0401	1/4 F-MP F-HP 1/4 20k 316D	1/4 F-MP	1/4 F-HP	2,4	3/4 19	36	20k
D9EFA04FB0601	1/4 F-MP F-HP 3/8 20k 316D	1/4 F-MP	3/8 F-HP	2,8	1 26	39	20k
D9EFA04FB0901	1/4 F-MP F-HP 9/16 20k 316D	1/4 F-MP	9/16 F-HP	2,8	1+3/8 35	44	20k
D9EFA06FB0401	3/8 F-MP F-HP 1/4 20k 316D	3/8 F-MP	1/4 F-HP	2,4	3/4 19	39	20k
D9EFA06FB0601	3/8 F-MP F-HP 3/8 20k 316D	3/8 F-MP	3/8 F-HP	3,2	1 26	42	20k
D9EFA06FB0901	3/8 F-MP F-HP 9/16 20k 316D	3/8 F-MP	9/16 F-HP	4,8	1+3/8 35	47	20k
D9EFA09FB0401	9/16 F-MP F-HP 1/4 20k 316D	9/16 F-MP	1/4 F-HP	2,4	1 26	44	20k
D9EFA09FB0601	9/16 F-MP F-HP 3/8 20k 316D	9/16 F-MP	3/8 F-HP	3,2	1 26	47	20k
D9EFA09FB0901	9/16 F-MP F-HP 9/16 20k 316D	9/16 F-MP	9/16 F-HP	4,8	1+3/8 35	52	20k
D9EFA12FB0401	3/4 F-MP F-HP 1/4 20k 316D	3/4 F-MP	1/4 F-HP	2,4	1+3/8 35	50	20k
D9EFA12FB0601	3/4 F-MP F-HP 3/8 20k 316D	3/4 F-MP	3/8 F-HP	3,2	1+3/8 35	53	20k
D9EFA12FB0901	3/4 F-MP F-HP 9/16 20k 316D	3/4 F-MP	9/16 F-HP	4,8	1+3/8 35	58	20k
D9EFA16FB0401	1 F-MP F-HP 1/4 20k 316D	1 F-MP	1/4 F-HP	2,4	1+3/4 45	63	20k
D9EFA16FB0601	1 F-MP F-HP 3/8 20k 316D	1 F-MP	3/8 F-HP	3,2	1+3/4 45	66	20k
D9EFA16FB0901	1 F-MP F-HP 9/16 20k 316D	1 F-MP	9/16 F-HP	4,8	1+3/4 45	71	20k



Female MP | Female GAS 120

Part No	Description	Side A	Side B	ID	Hex	L	MAWP
D9EFA04FE0401	1/4 F-MP F-G120 1/4 20k 316D	1/4 F-MP	1/4 F-G120	2,8	7/8 22	38	20k



Female HP | Female HP

Part No	Description	Side A	Side B	ID	Hex	L	MAWP
D9HFB04FB0401	1/4 F-HP F-HP 1/4 60k 316D	1/4 F-HP	1/4 F-HP	2,4	3/4 19	36	60k
D9HFB04FB0601	1/4 F-HP F-HP 3/8 60k 316D	1/4 F-HP	3/8 F-HP	2,4	1 26	39	60k
D9HFB04FB0901	1/4 F-HP F-HP 9/16 60k 316D	1/4 F-HP	9/16 F-HP	2,4	1+3/8 35	44	60k
D9HFB06FB0601	3/8 F-HP F-HP 3/8 60k 316D	3/8 F-HP	3/8 F-HP	3,2	1 26	42	60k
D9HFB06FB0901	3/8 F-HP F-HP 9/16 60k 316D	3/8 F-HP	9/16 F-HP	3,2	1+3/8 35	47	60k
D9HFB09FB0901	9/16 F-HP F-HP 9/16 60k 316D	9/16 F-HP	9/16 F-HP	4,8	1+3/8 35	52	60k

15k

20k

30k

60k

TUBING

TOOLS

SPARE PARTS

ADAPTERS

MALE MALE

MALE FEMALE

FEMALE FEMALE

PROOF TEST ADAPTERS

FEMALE | FEMALE ADAPTERS

15k

20k

30k

60k

TUBING

TOOLS

SPARE PARTS

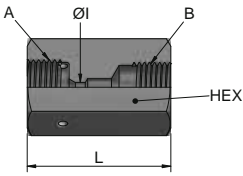
ADAPTERS

MALE MALE

MALE FEMALE

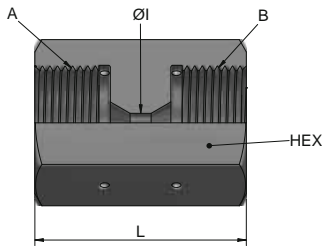
FEMALE FEMALE

PROOF TEST ADAPTERS



Female HP | Female GAS 120

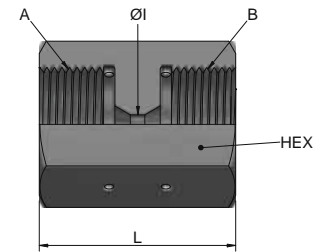
Part No	Description	Side A	Side B	ID	Hex	L	MAWP
D9FFB04FE0401	1/4 F-HP F-G120 1/4 30k 316D	1/4 F-HP	1/4 F-G120	2,4	7/8 22	38	30k



Female HP Metric | Female HP Metric

Part No	Description	Side A	Side B	ID	Hex	L	MAWP
D9HFR14FR1401	M14 F-HP F-HP M14 60k 316D	M14 F-HP	M14 F-HP	5	1+1/2 38	56	60k
D9HFR18FR1801	M18 F-HP F-HP M18 60k 316D	M18 F-HP	M18 F-HP	9,5	1+1/2 38	56	60k

Female HP (Metric Gland) | Female HP (Metric Gland)



Part No	Description	Side A	Side B	ID	Hex	L	MAWP
D9HFU04FU0401	1/4 F-HPG F-HPG 1/4 60k 316D	1/4 F-HPG	1/4 F-HPG	2,5	7/8 22	36	60k
D9HFU06FU0601	3/8 F-HPG F-HPG 3/8 60k 316D	3/8 F-HPG	3/8 F-HPG	3,5	1+1/16 27	42	60k
D9HFU09FU0901	9/16 F-HPG F-HPG 9/16 60k 316D	9/16 F-HPG	9/16 F-HPG	5	1+1/2 38	52	60k

FEMALE | FEMALE ADAPTERS

15k

20k

30k

60k

TUBING

TOOLS

SPARE PARTS

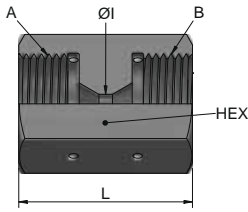
ADAPTERS

MALE MALE

MALE FEMALE

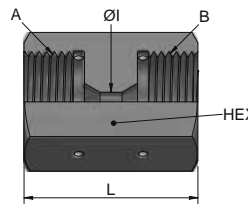
FEMALE FEMALE

PROOF TEST ADAPTERS



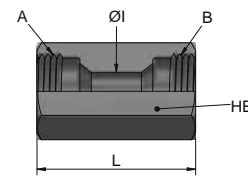
Female HP Metric Compact | Female HP Metric Compact

Part No	Description	Side A	Side B	ID	Hex	L	MAWP
D9HFT14FT1401	M14 F-HPC F-HPC M14 60k 316D	M14 F-HPC	M14 F-HPC	5	1+1/4 32	46	60k



Female HP Compact (Metric Gland) | Female HP Compact (Metric Gland)

Part No	Description	Side A	Side B	ID	Hex	L	MAWP
D9HFV09FV0901	9/16 F-HPGC F-HPGC 9/16 60k 316D	9/16 F-HPGC	9/16 F-HPGC	5	1+1/4 32	46	60k




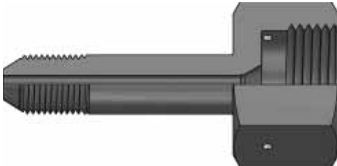










Female JIC | Female JIC

Part No	Description	Side A	Side B	ID	Hex	L	MAWP
D9EFD04FD0401	1/4 F-JIC F-JIC 1/4 20k 316D	1/4 F-JIC	1/4 F-JIC	4,2	5/8 16	34	20k
D9EFD04FD0501	1/4 F-JIC F-JIC 5/16 20k 316D	1/4 F-JIC	5/16 F-JIC	4,2	3/4 19	35	20k
D9EFD04FD0601	1/4 F-JIC F-JIC 3/8 20k 316D	1/4 F-JIC	3/8 F-JIC	4,2	3/4 19	35	20k
D9EFD04FD0801	1/4 F-JIC F-JIC 1/2 20k 316D	1/4 F-JIC	1/2 F-JIC	4,2	7/8 22	38	20k
D9EFD05FD0501	5/16 F-JIC F-JIC 5/16 20k 316D	5/16 F-JIC	5/16 F-JIC	5,2	3/4 19	36	20k
D9EFD05FD0601	5/16 F-JIC F-JIC 3/8 20k 316D	5/16 F-JIC	3/8 F-JIC	5,2	3/4 19	36	20k
D9EFD05FD0801	5/16 F-JIC F-JIC 1/2 20k 316D	5/16 F-JIC	1/2 F-JIC	5,2	7/8 22	39	20k
D9EFD05FD1001	5/16 F-JIC F-JIC 5/8 20k 316D	5/16 F-JIC	5/8 F-JIC	5,2	1+1/4 32	41	20k
D9DFD05FD1201	5/16 F-JIC F-JIC 3/4 15k 316D	5/16 F-JIC	3/4 F-JIC	5,2	1+3/8 35	42	15k
D9EFD06FD0601	3/8 F-JIC F-JIC 3/8 20k 316D	3/8 F-JIC	3/8 F-JIC	7,5	3/4 19	36	20k
D9EFD06FD0801	3/8 F-JIC F-JIC 1/2 20k 316D	3/8 F-JIC	1/2 F-JIC	7,5	7/8 22	39	20k
D9EFD08FD0801	1/2 F-JIC F-JIC 1/2 20k 316D	1/2 F-JIC	1/2 F-JIC	9,8	7/8 22	42	20k
D9DFD12FD1201	3/4 F-JIC F-JIC 3/4 15k 316D	3/4 F-JIC	3/4 F-JIC	15	1+3/8 35	48	15k
D9DFD12FD1601	3/4 F-JIC F-JIC 1 15k 316D	3/4 F-JIC	1 F-JIC	15	1+1/2 38	50	15k
D9DFD16FD1601	1 F-JIC F-JIC 1 15k 316D	1 F-JIC	1 F-JIC	21	1+1/2 38	52	15k

PROOF TEST ADAPTERS VISUAL INDEX

WARNING: Test Adapters must only be used in a fully enclosed safety chamber when under pressure.

Test adapters have been specifically designed to facilitate the connection between the pressure test rig and the hose fitting that, due to the size and/or thread type, have the potential to become damaged during the testing procedure. To preserve the fittings mechanical integrity these Test adapters do not depend on the regular sealing surface of the fitting to achieve test pressures. During the test procedure the Test adapters have the potential to fail when under pressure and must therefore only be used only in a fully enclosed safety chamber that has been designed to absorb the consequences of a UHP hose / fitting / adapter leak, blow off or burst. Test adapters are prohibited for use outside of this environment under any circumstance and any and all use outside of this environment shall be at the customers sole risk and liability.

MALE FEMALE		
Torpedo HP Female MP (No Gland)  Page 101	Torpedo HP Female HP  Page 101	Torpedo HP Female HP (No Gland)  Page 101
Torpedo HP Female GAS 120  Page 101	Torpedo HP Female GAS Flat Seal  Page 102	Torpedo HP Female Metric  Page 102
Torpedo HP Female Metric Flat Seal  Page 102	Torpedo HP Female BSPP 24/60  Page 102	
FEMALE FEMALE		
Proof Test Female NPT Proof Test Female UN  Page 103	Proof Test Female NPT Proof Test Female NPSM  Page 103	Proof Test Female GAS Proof Test Female UN  Page 103
Proof Test Female Metric Proof Test Female UN  Page 103		

15k

20k

30k

60k

TUBING

TOOLS

SPARE PARTS

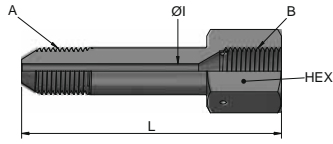
ADAPTERS

PROOF TEST ADAPTERS

MALE FEMALE

FEMALE FEMALE

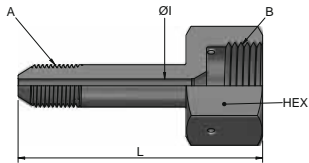
MALE FEMALE ADAPTERS



Torpedo HP | Female MP (No Gland)

Part No	Description	Side A	Side B	ID	Hex	L	MAWP
D80MT09FL0901	9/16 M-HP* F-MPL 9/16 PT 316D	9/16 M-HP*	9/16 F-MPL	4,5	7/8 22	80	PT

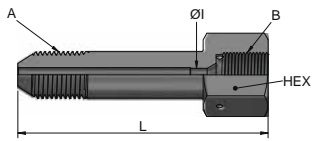
WARNING: Test Adapters must only be used in a fully enclosed safety chamber when under pressure.



Torpedo HP | Female HP

Part No	Description	Side A	Side B	ID	Hex	L	MAWP
D80MT09FB0901	9/16 M-HP* F-HP 9/16 PT 316D	9/16 M-HP*	9/16 F-HP	4,5	1+3/8 35	83	PT

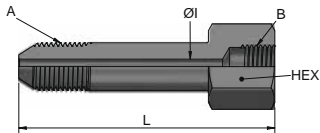
WARNING: Test Adapters must only be used in a fully enclosed safety chamber when under pressure.



Torpedo HP | Female HP (No Gland)

Part No	Description	Side A	Side B	ID	Hex	L	MAWP
D80MT09FM0401	9/16 M-HP* F-HPL 1/4 PT 316D	9/16 M-HP*	1/4 F-HPL	2,8	7/8 22	72	PT
D80MT09FM0601	9/16 M-HP* F-HPL 3/8 PT 316D	9/16 M-HP*	3/8 F-HPL	4	7/8 22	77	PT

WARNING: Test Adapters must only be used in a fully enclosed safety chamber when under pressure.



Torpedo HP | Female GAS 120

Part No	Description	Side A	Side B	ID	Hex	L	MAWP
D80MT09FE0401	9/16 M-HP* F-G120 1/4 PT 316D	9/16 M-HP*	1/4 F-G120	4,5	7/8 22	77	PT

WARNING: Test Adapters must only be used in a fully enclosed safety chamber when under pressure.

15k

20k

30k

60k

TUBING

TOOLS

SPARE PARTS

ADAPTERS

PROOF TEST ADAPTERS

MALE FEMALE

FEMALE FEMALE

MALE FEMALE ADAPTERS

15k

20k

30k

60k

TUBING

TOOLS

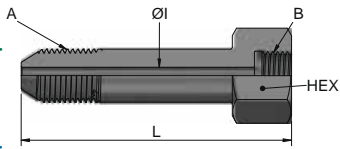
SPARE PARTS

ADAPTERS

PROOF TEST ADAPTERS

MALE FEMALE

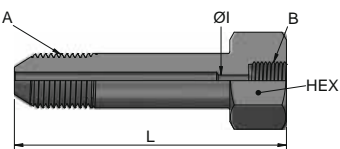
FEMALE FEMALE



Torpedo HP | Female GAS Flat Seal

Part No	Description	Side A	Side B	ID	Hex	L	MAWP
D80MT09FI0201	9/16 M-HP* F-GFS 1/8 PT 316D	9/16 M-HP*	1/8 F-GFS	4,5	7/8 22	73	PT
D80MT09FI0401	9/16 M-HP* F-GFS 1/4 PT 316D	9/16 M-HP*	1/4 F-GFS	4,5	7/8 22	73	PT

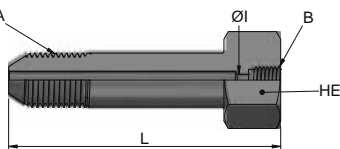
WARNING: Test Adapters must only be used in a fully enclosed safety chamber when under pressure.



Torpedo HP | Female Metric

Part No	Description	Side A	Side B	ID	Hex	L	MAWP
D80MT09FQ0601	9/16 M-HP* F-MET M6 PT 316D	9/16 M-HP*	M6 F-MET	3	7/8 22	72	PT
D80MT09FQ0701	9/16 M-HP* F-MET M7 PT 316D	9/16 M-HP*	M7 F-MET	3	7/8 22	72	PT
D80MT09FQ0801	9/16 M-HP* F-MET M8 PT 316D	9/16 M-HP*	M8 F-MET	3	7/8 22	72	PT
D80MT09FQ1001	9/16 M-HP* F-MET M10 PT 316D	9/16 M-HP*	M10 F-MET	3	7/8 22	72	PT

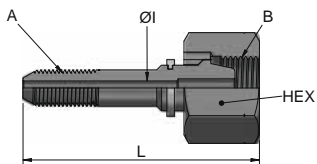
WARNING: Test Adapters must only be used in a fully enclosed safety chamber when under pressure.



Torpedo HP | Female Metric Flat Seal

Part No	Description	Side A	Side B	ID	Hex	L	MAWP
D80MT09FJ0701	9/16 M-HP* F-MFS M7 PT 316D	9/16 M-HP*	M7 F-MFS	3	7/8 22	72	PT

WARNING: Test Adapters must only be used in a fully enclosed safety chamber when under pressure.

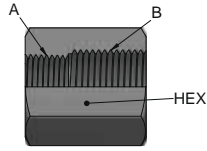


Torpedo HP | Female BSPP 24/60

Part No	Description	Side A	Side B	ID	Hex	L	MAWP
D80MT04FS0201	1/4 M-HP* F-B246 1/8 PT 316D	1/4 M-HP*	1/8 F-B246	2,6	14 14	65	PT
D80MT06FS0401	3/8 M-HP* F-B246 1/4 PT 316D	3/8 M-HP*	1/4 F-B246	3,7	3/4 19	83	PT
D80MT06FS0601	3/8 M-HP* F-B246 3/8 PT 316D	3/8 M-HP*	3/8 F-B246	3,7	24 24	90	PT

WARNING: Test Adapters must only be used in a fully enclosed safety chamber when under pressure.

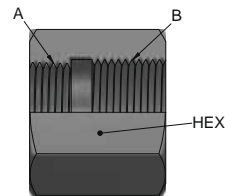
FEMALE FEMALE ADAPTERS



Proof Test Female NPT | Proof Test Female UN

Part No	Description	Side A	Side B	ID	Hex	L	MAWP
D80TN01TU0901	1/16 F-NPT F-UNF 9/16 PT 316D	1/16 F-NPT	9/16 F-UNF	6,1	3/4 19	23	PT
D80TN02TU0901	1/8 F-NPT F-UNF 9/16 PT 316D	1/8 F-NPT	9/16 F-UNF	8,5	3/4 19	23	PT
D80TN04TU1201	1/4 F-NPT F-UNF 3/4 PT 316D	1/4 F-NPT	3/4 F-UNF	11	1+1/16 27	30	PT
D80TN06TU1201	3/8 F-NPT F-UNF 3/4 PT 316D	3/8 F-NPT	3/4 F-UNF	14,3	1+1/16 27	32	PT
D80TN08TU1801	1/2 F-NPT F-UNF 1+1/8 PT 316D	1/2 F-NPT	1+1/8 F-UNF	17,8	1+1/2 38	36	PT

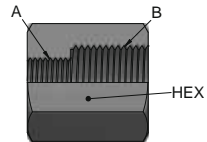
WARNING: Test Adapters must only be used in a fully enclosed safety chamber when under pressure.



Proof Test Female NPT | Proof Test Female NPSM

Part No	Description	Side A	Side B	ID	Hex	L	MAWP
D80TN12TS1201	3/4 F-NPT F-NPSM 3/4 PT 316D	3/4 F-NPT	3/4 F-NPSM	23,1	1+1/2 38	36	PT
D80TN16TS1201	1 F-NPT F-NPSM 3/4 PT 316D	1 F-NPT	3/4 F-NPSM	25	1+3/4 45	42	PT

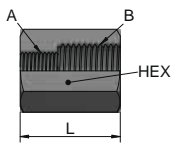
WARNING: Test Adapters must only be used in a fully enclosed safety chamber when under pressure.



Proof Test Female GAS | Proof Test Female UN

Part No	Description	Side A	Side B	ID	Hex	L	MAWP
D80TG02TU0901	1/8 F-GAS F-UNF 9/16 PT 316D	1/8 F-GAS	9/16 F-UNF	8,57	3/4 19	28	PT
D80TG04TU1201	1/4 F-GAS F-UNF 3/4 PT 316D	1/4 F-GAS	3/4 F-UNF	11,45	1+1/16 27	32	PT
D80TG06TU1801	3/8 F-GAS F-UNF 1+1/8 PT 316D	3/8 F-GAS	1+1/8 F-UNF	14,95	1+1/2 38	34	PT

WARNING: Test Adapters must only be used in a fully enclosed safety chamber when under pressure.



Proof Test Female Metric | Proof Test Female UN

Part No	Description	Side A	Side B	ID	Hex	L	MAWP
D80TM06TU0901	M6 F-M F-UNF 9/16 PT 316D	M6 F-M	9/16 F-UNF	4,77	3/4 19	23	PT
D80TM07TU0901	M7 F-M F-UNF 9/16 PT 316D	M7 F-M	9/16 F-UNF	5,77	3/4 19	24	PT
D80TM08TU0901	M8 F-M F-UNF 9/16 PT 316D	M8 F-M	9/16 F-UNF	6,47	3/4 19	25	PT
D80TM10TU0901	M10 F-M F-UNF 9/16 PT 316D	M10 F-M	9/16 F-UNF	8,77	3/4 19	27	PT

WARNING: Test Adapters must only be used in a fully enclosed safety chamber when under pressure.

15k

20k

30k

60k

TUBING

TOOLS

SPARE PARTS

ADAPTERS

PROOF TEST ADAPTERS

MALE FEMALE

FEMALE FEMALE

General Terms Of Sale

General introduction

The following terms of sale will be applied to every contract concluded through a purchase order placed via the Internet, telefax, electronic mail and ordinary mail, and relating to the standard products listed in the site or in the Transfer Oil catalogues, at the appropriate page. Any different and specific terms and every order relating to personalised products may/must be the subject of a different, separate agreement.

In the event of a contrast between these standard terms and any special term agreed to between the parties, the special term will take priority, but without prejudice to all the other general terms, as per the points below, wherever compatible. The general introduction forms an integral part of every purchase and sale contract concluded through the sending of the order form, whether by e-mail, by post or by telefax.

Preamble

Transfer Oil, hereafter also referred to as the Seller, sells the products listed and described in the "Products" page that can be found in official Transfer Oil web site or in one of the Transfer Oil catalogues, hereafter also referred to as the Products, which may be purchased under the terms as per the clauses below.

Conclusion of the contract

The purchase order on the Internet site must be compiled by the Purchaser according to the instructions in the appropriate "Orders" WEB page. The sending of the order form on the site, compiled as per the instructions, shall imply acceptance on the part of the purchaser of all the clauses outlined below. The sale and purchase contract, also in the event that the order is sent by the purchaser via telefax, e-mail or post, will in any case be considered as concluded and complete with the dispatch, on the part of Transfer Oil, of the due acceptance of the purchase order by telefax or electronic mail.

Cancellation and/or modification of orders

Penalty. Any cancellations, reductions and/or modifications of orders already accepted by Transfer Oil may be made within and not later than five days from the date of the order, by means of a written communication to be sent via fax or by registered letter with advice of receipt to the seller party. Any cancellation and/or modification notified after the above indicated period, or by other means different from those provided for in the previous paragraph shall imply a penalty of 10% of the price of the already ordered goods. The penalty referred to in the above paragraph will be invariably equal to 50% of the price should the object of the sale be personalised products according to the purchaser's wishes and requirements.

The products

The Products that may be purchased, and the order of which implies – if accepted – total agreement with the general terms of sale, are those listed in the appropriate WEB page in the official Transfer Oil site, or in one of the Transfer Oil catalogues. The availability on stock of the above mentioned products is not guaranteed. In consideration of the particular applications of some products, the acceptance of the order can be subjected to a quantity equal to the economic batch of production in use at the moment of the order.

In the event that the subject of the sale are personalised products according to the purchaser's wishes and requirements, having as a result different characteristics from standard products, these general terms of sale shall be equally applicable and binding, but without prejudice to any different, special condition that shall take priority should it be the subject of specific, separate agreement. Should the purchaser's offer or the seller's acceptance make reference to a specific sample, the product which is the subject of the relative sale, except in the event of a different written agreement, is binding with respect to the sample characteristics only within the limits of reasonable approximation.

Price and payment

The price shall be fixed according to the products chosen by the purchaser on the date of dispatch of the order and shall remain unchanged, except with reference to the provisions of the following clause, also if the delivery is deferred by agreement but nevertheless within six months from the date of the order. The customer has the right to the price relating to the products effectively collected with reference to that order for a period of six months.

The seller has the right to revise the prices of the products on the basis of the price dynamics of raw materials, labour and packaging, but must notify the purchaser about new prices at least 30 days before their application, and in such cases, the purchaser has the right to withdrawal.

Payment must categorically be made following the methods specified by Transfer Oil in the completed order form and according to the terms therein prescribed.

Express resolatory clause

In accordance and by the effects of art. 1456 of the civil code (c.c.), in the event of breach on the part of the purchaser of the obligations referred to in art. 5 (Price and payment), the seller shall have the right to cancel the contract/s already concluded, by means of a registered letter with advice of receipt, in which it declares to have made recourse to this clause, without prejudice, however, to any possible action for compensation for damages. Any change in the purchaser's balance sheet situation

such as to endanger the correct fulfilment of the obligation of payment of the price, shall give the seller, in accordance with art. 1461 c.c., the right to suspend deliveries already agreed, and to cancel the contract by means of a simple written notice, without prejudice, however, to the payment of the amounts due for services already carried out. Equally, any incorrect or failed compliance with the obligations relating to the payment of the price shall give the seller the right to suspend deliveries already agreed, also those not relating to the breach in question, in accordance with art. 1460 c.c.

It should be understood, in particular, that:

Delivery

The sale is considered as Ex-Works, and as a result, the costs of transport are fully borne by the purchaser. Transfer Oil shall arrange to deliver the Products sold to the carrier indicated by the purchaser in the order form.

Cancellation

The seller may cancel the contract and not fulfil the obligation to deliver whenever, by reason of force majeure and in any case of unforeseen and extraordinary events, the execution of the delivery service becomes excessively onerous or in any case impossible.

Quality

Transfer Oil carries out a random check of its products on each production batch. Any technical modifications will be subject to acceptance by the purchaser for orders in progress.

Warranty

Transfer Oil guarantees the conformity of the products supplied to the characteristics expressly indicated in the relative WEB page and in its catalogues. The warranty for defects in the products is categorically limited only to manufacture defects attributable to the seller. The warranty has a limited duration of twelve months, starting from the date of delivery, and is dependent on the regular reporting of the defect by the purchaser in accordance with the following paragraphs, as well as on the express written request to the seller to take action under the warranty. As a consequence of the aforementioned request, the seller may, at its own choice and alternatively: a) supply ex-works free of charge to the purchaser, products of the same type and quantity as those found to be defective or non-conforming to what was agreed; b) declare the cancellation of the contract in writing, offering the return of the price against restitution of the supplied products. Except in the event of malice or gross negligence on the part of the seller, any possible compensation for damages to the purchaser may not in any case exceed the invoice price for the disputed products. The warranty here agreed to assimilates and replaces legal guarantees for defects and deformities, and excludes any other liability on the part of Transfer Oil in any way arising from the supplied products; specifically, the purchaser may not make other requests for compensation for damages, a reduction in the price or the cancellation of the contract. Once the duration of the warranty has elapsed, no claim may be made against the seller. The seller may not be held liable with respect to the purchaser for any loss of profit, non-use, loss of production, loss of contracts or any other indirect or consequential damage, but only for proven damages to persons or things, attributable to the sold products, in the event of its proven gross negligence and/or incompetence in their manufacture.

Claims

Claims relating to quantity, colour, or to quality faults and defects or to non-conformity that the purchaser may detect as soon as they come into possession of the goods, must be made by the purchaser in writing by means of a registered letter with advice of receipt, on penalty of forfeiture, not later than eight days from the moment in which the products arrive at their place of destination. Should the claim turn out to be unfounded, the purchaser shall be bound to reimburse the seller all costs borne by the latter for carrying out checks (any travel costs, expert opinions, etc.).

Interpretations

Any reference made to general terms, list prices, various attachments or to other material of the seller or of third parties, must be considered as referring to the terms and documents applied upon the conclusion of the contract.

Applicable law and competent court

These General terms of Sale, together with the Contract to which they refer, shall be regulated by Italian laws. The Court of Parma shall be the exclusive competent court for any dispute relating to, or deriving from, the Contract.

Transfer Oil S.p.A.

via sacca, 64

43052 - colorno - parma - italy

T +39 0521 3139

www.transferoil.com

info@transferoil.com